

2008-09
Scottish Crime and Justice Survey
Partner Abuse



2008-09

Scottish Crime and Justice Survey

Partner Abuse

© Crown copyright 2009

ISBN: 978-0-7559-9172-3 (web only)

The Scottish Government
St Andrew's House
Edinburgh
EH1 3DG

Produced for the Scottish Government by RR Donnelley B63126 12/09

Published by the Scottish Government, December 2009

**2008-09 Scottish
Crime and Justice Survey:
Partner Abuse**

**2008-09 SCOTTISH CRIME AND JUSTICE
SURVEY: PARTNER ABUSE**

Pat MacLeod, Andrea Kinver, Leon Page, Aibek Iliasov

TNS-BMRB

Rachel Williams

Scottish Government Social Research

2009

Acknowledgements

As the survey contractors, we are grateful for the commitment of everyone involved in ensuring that the SCJS makes a major contribution to informed policy-making within the Scottish Government. In particular to the current SCJS project team of Stuart King and Helen Fogarty and past project team members including Barry Stalker and Beth MacMaster.

We are indebted for the advice and expertise provided by all those in the Technical Advisory Group; Professor Mike Hough, Alison Walker, Dr Susan McVie and Christos Byron. The ongoing support of the Group is a vital ingredient in the success of the survey.

We would also like to thank TNS-BMRB advisors, Professors Andromachi Tseloni and Ken Pease for their invaluable support throughout the survey.

Thanks are particularly due to the 16,003 individuals who agreed to take part in the survey during the course of 2008-09 and to the team of interviewers from TNS-BMRB who have shown persistence and dedication in collecting the data that is presented in this report. Other staff within TNS-BMRB also deserve thanks for the very important part they play in supporting the SCJS process.

In spite of all this support, any errors that may remain in this report are, of course, our own.

TNS-BMRB

15th December 2009

Forthcoming publications

The 2008-09 Scottish Crime and Justice Survey: First Findings was published on November 27th 2009. In addition to this annual report, three supplementary reports on the subjects of Partner Abuse' Sexual Victimization and Stalking, and Illicit Drug use will be produced.

As the Scottish Crime and Justice Survey (SCJS) carries national statistics accreditation, publication dates are pre-announced and can be found via the UK National Statistics Publication Hub:

<http://www.statistics.gov.uk/hub/index.html>

Copies of the reports and other SCJS related Scottish Government publications are available from the survey Internet site:

<http://www.scotland.gov.uk/Topics/Research/by-topic/crime-and-justice/crime-and-justice-survey>

For further information about the Scottish Crime and Justice Survey and Scottish police recorded crime statistics, please email stuart.king@scotland.gsi.gov.uk or write to: Scottish Crime and Justice Survey, Scottish Government, St Andrew's House – GWR, Regent Road, Edinburgh EH1 3DG.

This report is a National Statistics output produced to the highest professional standards and free from political interference. It has been produced by researchers from the respected independent social research organisation TNS-BMRB working with Scottish Government Researchers in the Justice Analytical Services Department.

Conventions used in figures and tables

The following conventions are used in the figures and tables for this report, including the annexes.

Figures

Each figure has a title, the data source (survey year etc), a base definition and the unweighted base figures, showing the number of respondents who answered the question / in the specified group.

Unweighted base

All SCJS percentages presented in the tables are based on weighted data (annex 2). Figures and tables show the unweighted base which represents the number of people interviewed in the specified group.

Percentages

Row or column percentages may not add to 100 per cent due to rounding.

Most tables present cell percentages where the figures refer to the percentage of respondents who have the attribute being discussed. The complementary percentage to add to 100 per cent is not shown.

A percentage may be quoted in the report text for a single category that is identifiable in the tables only by summing two or more component percentages. In order to avoid rounding errors, the percentage has been recalculated for the single combined category and therefore may differ from the sum of the percentages derived from the tables.

Table abbreviations

' - ' indicates that no respondents gave an answer in the category.

'0' indicates less than 0.5% (this does not apply when percentages are presented to one decimal point).

CONTENTS

Executive summary	1
Introduction	1
The extent of partner abuse	1
The nature and impact of partner abuse	1
Reporting incidents of partner abuse.....	2
1 Introduction	4
1.1 Partner abuse in the SCJS 2008-09	4
1.2 The structure of the report	5
2 The extent of partner abuse	7
2.1 Summary	7
2.2 Introduction.....	7
2.3 Presence of partner	7
2.4 Risk of partner abuse	8
2.5 Variation in risk	9
2.6 Number of incidents experienced	11
2.7 Stalking and harassment by (ex) partners	12
3 The nature and impact of partner abuse	14
3.1 Summary	14
3.2 Introduction.....	15
3.3 Form of abuse experienced – psychological abuse.....	15
3.4 Form of abuse experienced – physical abuse	17
3.5 Partner details	18
3.6 Presence of children.....	20
3.7 Impact of incidents.....	20
3.8 Perceptions of incidents.....	23
3.9 Domestic abuse – perceptions of being a victim.....	26
4 Reporting incidents	28
4.1 Summary	28
4.2 Introduction.....	28
4.3 Who told about most recent / only incident.....	28
4.4 Reporting to the police.....	30
4.5 Reasons for not informing the police	30
4.6 Level of satisfaction with police	31
Annex 1: Data tables - experience of partner abuse	33
Annex 2: Self-completion questionnaire method	47

FIGURES

Figure 2.1: Risk of experiencing at least one form of partner abuse	9
Figure 2.2: Percentage of adults in each group experiencing any psychological / physical partner abuse in the last 12 months	10
Figure 2.3: Number of partner abuse incidents in last year.....	12
Figure 3.1: Form of psychological abuse experienced since the age of 16....	16
Figure 3.2: Form of physical abuse experienced since the age of 16	18
Figure 3.3: Gender of the offender in any incident of partner abuse since the age of 16; in the most recent / only incident in the last 12 months.....	19
Figure 3.4: Most common impacts of most recent / only partner abuse - psychological	21
Figure 3.5: Most common impacts of most recent / only partner abuse - physical	22
Figure 3.6: Whether most recent / only experience of partner abuse was considered a crime.....	24
Figure 3.7: Whether most recent / only experience of physical partner abuse was considered a crime – comparison with violent crime	25
Figure 3.8: Percentage in each group considering self to have been victim of domestic abuse (self-defined) / experienced partner abuse (SCJS 2008-09 definition)	27
Figure 4.1: People or organisations told about the most recent / only incident – main mentions	29
Figure 4.2: Whether police came to know about the most recent / only incident	30
Figure 4.3: Most common reasons most recent / only partner abuse experienced in the last 12 months was not reported	31
Figure 4.4: Satisfaction with police handling of matter	32

Executive summary

Introduction

The Scottish Crime and Justice Survey (SCJS) is a large-scale continuous survey measuring people's experience and perceptions of crime in Scotland, based on 16,000 in-home face-to-face interviews conducted annually with adults (aged 16 or over) living in private households in Scotland. The results are presented in a series of reports including this one which provides information on partner abuse.

The SCJS 2008-09 focuses specifically on abuse carried out by a partner or ex-partner. The definition of partner used in the questionnaire included any boyfriend, girlfriend, husband, wife or civil partner. Partner abuse as defined in the SCJS 2008-09 includes psychological and physical forms of abuse. The definition of psychological abuse includes emotional, financial and other forms of psychological abuse. The definition of physical includes sexual and other forms of physical abuse.

This report identifies the extent of partner abuse, both since the age of 16 and in the last 12 months. It examines the nature and impact of partner abuse and explores the extent to which people or organisations were informed about the abuse, including specifically contact with the police about the incident.

The extent of partner abuse

18% of those who had at least one partner since the age of 16 had experienced one of the forms of partner abuse as measured by the SCJS in 2008-09 since the age of 16. Five per cent of those who had a partner or were in contact with an ex-partner in the last 12 months reported experiencing at least one form of partner abuse in the last 12 months. This included four per cent who said they had experienced psychological partner abuse in the last 12 months and three per cent who had experienced physical partner abuse in the last 12 months.

A similar percentage of males and females experienced partner abuse in the last 12 months (both five per cent). Partner abuse was more likely to be experienced by those aged 16-24 (13%); victims of other crimes (10%) and those living in the 15% most deprived areas of Scotland (10%).

For 45% of those experiencing any form of partner abuse in the last 12 months this had happened once and for 11% it had happened twice. Three per cent of those experiencing partner abuse in the last 12 months said there were too many incidents to count in that period and 27% said they did not want to answer or they did not know / could not remember how many incidents they had experienced in the last 12 months.

The nature and impact of partner abuse

More than eight in ten (83%) of those experiencing any form of partner abuse since the age of 16, experienced psychological abuse. A higher percentage of women (91%) said they had experienced at least one form of psychological

abuse than men (71%) since the age of 16. On average women had experienced over three forms while men had experienced between one and two of the forms of psychological abuse since the age of 16.

The main types of psychological abuse experienced since the age of 16 included a partner behaving in a jealous or controlling way (53%); repeatedly putting them down so they felt worthless (42%); threatening to hurt them (31%) or stopping them from seeing friends or relatives (28%).

More than seven in ten (72%) of those experiencing any form of partner abuse since the age of 16, experienced physical abuse. A similar percentage of women (73%) and men (71%) who experienced any form of partner abuse since the age of 16 said they had experienced at least one form of physical abuse since the age of 16.

The main types of physical abuse experienced since the age of 16 included a partner throwing something at them (50%); kicking, biting or hitting them (36%) or pushing or holding them down (33%).

The majority (70%) who had experienced at least one form of partner abuse, either psychological or physical, since the age of 16, had just one abusive partner. One in five (22%) had more than one abusive partner since that age.

In the majority of cases, where partner abuse was experienced since the age of 16, the gender of any abusive partner was male (60%) compared with 38% where the gender of any abusive partner was female. Among those experiencing partner abuse in the last 12 months, in the most recent / only incident, 48% of offenders were male and 45% female.

30% experiencing any of the forms of physical abuse in the last 12 months considered what happened on the most recent / only occasion to be a crime compared with 22% of those experiencing any psychological abuse.

Nine per cent of adults who had a partner since the age of 16 considered they had been a victim of domestic abuse (self-defined) since that age, lower than the 18% who said they had experienced at least one form of psychological or physical abuse as measured by the SCJS 2008-09. Women (14%) were more likely to consider themselves to have been a victim of domestic abuse than men (three per cent).

Reporting incidents of partner abuse

Almost two-thirds (64%) of those experiencing partner abuse in the last 12 months had told at least one person or organisation about the most recent / only incident they experienced. This was most often a friend (37%) or a relative (25%).

Around three in ten (31%) did not tell anyone about the most recent / only incident of partner abuse experienced in the last 12 months. This was higher for men (40%) than for women (21%).

The police came to know about one in five (21%) of the most recent / only incidents of partner abuse experienced in the last 12 months. This was higher for the most recent / only incident experienced by women (35%) than by men (eight per cent).

Where police came to know about the incident, just over half (53%) were satisfied with the way the police dealt with the most recent / only incident experienced in the last 12 months. Over a third (35%) were dissatisfied.

1 Introduction

The Scottish Crime and Justice Survey (SCJS)¹ is a large-scale continuous survey measuring adults' experience and perceptions of crime in Scotland. The survey is based on, annually, 16,000 in-home face-to-face interviews with adults (aged 16 or over) living in private households in Scotland.

The main aims of the SCJS are to:

- Provide a valid and reliable measure of adults' experience of crime, including services provided to victims of crime;
- Examine trends in the number and nature of crime in Scotland over time;
- Examine the varying risk of crime for different groups of adults in the population;
- Collect information about adults' experiences of, and attitudes to, a range of crime and justice related issues.

The first findings for 2008-09 are presented in a series of four reports. This report presents the key findings about partner abuse collected through the self-completion section of the SCJS 2008-09. Separate technical reports are also available.²

1.1 Partner abuse in the SCJS 2008-09

The definition the police use in statistics of domestic abuse recorded by them is:

'...any form of physical, non-physical, or sexual abuse which takes place within the context of a close relationship, committed either in the home or elsewhere. This relationship will be between partners (married, co-habiting or otherwise) or ex-partners.'

Like the police definition, the SCJS 2008-09 focuses specifically on abuse experienced since the age of 16 carried out by a partner.³ This is referred to throughout this report as partner abuse. It includes abuse undertaken by and against both men and women. Police statistics demonstrate that, while women were victims in 85% of reported incidents of domestic abuse year-on-

¹ <http://www.scotland.gov.uk/scjs>.

² <http://www.scotland.gov.uk/Topics/Research/by-topic/crime-and-justice/crime-and-justice-survey/publications>.

³ A partner is defined in the questionnaire as any boyfriend, girlfriend, husband, wife or civil partner.

year there have been an increasing number of men reporting experiences of domestic abuse.⁴

Information on experience of partner abuse was collected through the self-completion section of the questionnaire. Partner abuse as defined in this report includes psychological and physical forms of abuse. This definition has been broadened compared with the 2005-06 Scottish Crime and Victimization Survey (SCVS). Differences between the SCJS 2008-09 and the SCVS 2005-06 in the questions used to define partner abuse, the length of reference period used for the more recent experiences and the age range of those answering the self-completion questionnaire means trends cannot be identified by comparing the two surveys (annex 2).

Violent crime is identified in the SCJS 2008-09 as solely including physical violence. Recognising the difference in these definitions, comparisons are drawn at various points in the report between partner abuse, as measured in the self-completion questionnaire, and violent crime, as measured through the victim form in the main questionnaire, to set the results within the broader context of violent crime in Scotland.⁵

1.2 The structure of the report

This chapter has provided an overview of the SCJS 2008-09, specifically of the partner abuse section of the questionnaire.

Chapter 2 examines the risk and extent of partner abuse. It starts by establishing the proportion of adults who have had a partner since the age of 16 and in the last 12 months. The risk of partner abuse and the variation in that risk faced by different groups of adults is then described and the number of incidents of partner abuse experienced is presented. The chapter ends by briefly examining links between partner abuse and stalking (a separate series of questions within the self-completion questionnaire).

Chapter 3 includes details about the nature and impact of the partner abuse. It starts by examining the forms of psychological and physical abuse experienced. It then examines the characteristics of the offending partners of abused adults and explores the presence of children in the household and their involvement, if any, in the most recent / only incident. The impacts of this incident on the adult experiencing it and their opinions of it are then highlighted. Finally the views of all adults on whether they had been the victim of domestic abuse are examined.

⁴ Statistical Bulletin Crime and Justice Series: Domestic Abuse recorded by the police in Scotland, 2007-08 <http://www.scotland.gov.uk/Publications/2008/11/21110133/0>.

⁵ Comparisons are mainly drawn with physical partner abuse. Where this is not possible comparisons are made with all psychological and physical partner abuse. The text makes clear which type of partner abuse is being used in the comparison on each occasion.

Chapter 4 provides information about reporting / informing others about incidents of abuse. Firstly it describes who the adult experiencing it told about the most recent / only incident of abuse. It then focuses on reporting to the police, including whether the incident was reported at all; if it was not, why not, and if it was, how satisfied the abused adult was with how the police handled the matter.

Annex 1 contains additional data tables showing the percentage experiencing partner abuse as measured by the SCJS in 2008-09 since the age of 16 and in the last 12 months by a range of demographic, experiential and geographic variables. It also provides estimates, in total and broken down by gender, of the number of adults aged 16 or over who had at least one partner since the age of 16 and who had or had not experienced partner abuse since that age and of the number of adults aged 16 or over who had a partner or had contact with an ex-partner in the last 12 months and who had or had not experienced partner abuse in the last 12 months.

Annex 2 provides information on the method used in the SCJS 2008-09, specifically the self-completion questionnaire. This includes some information on the domestic abuse questions in the questionnaire and how they were developed. It also provides information on the self-completion interview, and the weighting used in the analysis of the results.

2 The extent of partner abuse

2.1 Summary

Since the age of 16, 18% of those who had at least one partner had experienced one of the forms of partner abuse and five per cent of those who had a partner or were in contact with an ex-partner in the last 12 months reported experiencing at least one form of partner abuse in the last 12 months. This included:

- Four per cent who said they had experienced any of the forms of psychological partner abuse in the last 12 months;
- Three per cent who had experienced any of the forms of physical partner abuse in the last 12 months.

Experience of partner abuse in the last 12 months was similar for males and females (both five per cent) and was higher for:

- Younger adults aged 16-24 (13%);
- Victims of other crimes (10%);
- Those living in the 15% most deprived areas of Scotland (10%).

For 45% of those experiencing any form of partner abuse in the last 12 months this had happened once and for 11% it had happened twice. Three per cent experiencing partner abuse in the last 12 months said there were too many incidents to count in that period and 27% said they did not want to answer or they did not know / could not remember how many incidents they had experienced in the last 12 months.

2.2 Introduction

This chapter looks at the extent of partner abuse among adults in Scotland as measured by the SCJS in 2008-09. It covers:

- The overall risk of experiencing partner abuse, including the percentage who experienced at least one incident since the age of 16 as well as in the last 12 months;
- How the risk of partner abuse in the last 12 months varied by different demographic, experiential and socio-economic sub-groups;
- The frequency of partner abuse, looking at the number of incidents measured in the SCJS in 2008-09 experienced in the last 12 months.

2.3 Presence of partner

By definition, partner abuse can only occur where a partner is present in someone's life. Therefore, at the start of the abuse section, adults were asked if they had a partner since the age of 16 and in the last 12 months.

Almost all adults (92%) reported having had a partner at some stage since they were 16 and 70% reported having had a partner or contact with an ex-partner in the last 12 months.

Only those who have had a partner at all since the age of 16 were asked the questions on experience of partner abuse and therefore only this group of adults were included in the analysis for this report. In some instances the report presents data on partner abuse since the age of 16, though the majority of the report focuses on abuse happening in the last 12 months.⁶ Where abuse in the last 12 months is examined in more detail, information was collected about the most recent / only incident experienced in that period.

2.4 Risk of partner abuse

Five per cent of those who had a partner or were in contact with an ex-partner in the last 12 months reported experiencing at least one form of partner abuse in that period as measured by the SCJS in 2008-09. As Figure 2.1 shows, the risks of experiencing psychological or physical abuse were similar:

- Four per cent of adults who had a partner or were in contact with an ex-partner in the last 12 months said they had experienced psychological abuse, including mental, emotional or financial abuse;
- Three per cent of adults who had a partner or were in contact with an ex-partner in the last 12 months had experienced physical abuse, including sexual abuse.

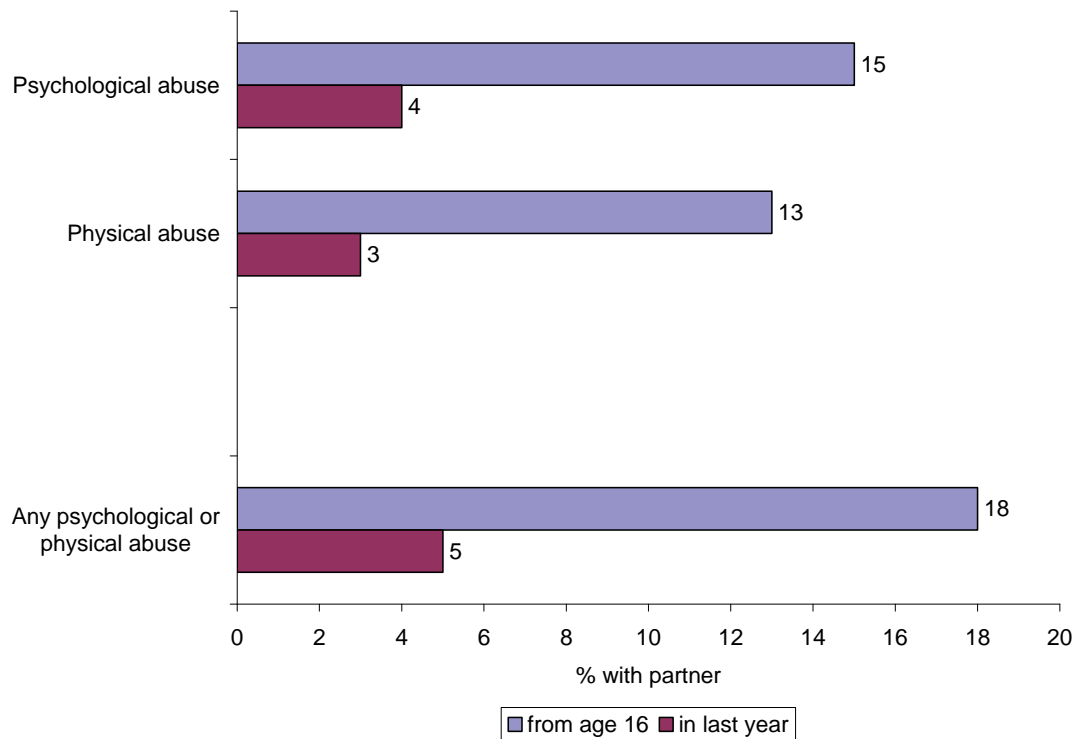
In order to provide a more general picture of the risk of partner abuse, adults were also asked whether they had experienced partner abuse since the age of 16 (Figure 2.1). Of those who had a partner since the age of 16:

- Overall, almost two in ten (18%) had experienced at least one incident of abuse from a partner;
- 15% had experienced at least one incident of psychological abuse;
- 13% had experienced at least one incident of physical abuse.

⁶ Where partner abuse happening in the last 12 months is considered, this is based on having a partner or contact with an ex-partner in that period. The analysis also includes 68 respondents who did not say they had a partner in the last 12 months, but still provided details of the partner abuse they had experienced in the last 12 months (annex 2).

Figure 2.1: Risk of experiencing at least one form of partner abuse
 SCJS 2008-09

All who have had a partner since the age of 16 (base: 10,110); all who have had a partner or been in contact with an ex-partner in the last year (base: 6,816)



One in ten (10%) adults who had a partner since the age of 16 had experienced both psychological abuse and physical abuse from a partner since that age. Two per cent of adults had experienced both forms of abuse in the last 12 months.

Trends in the estimates of the prevalence of partner abuse cannot be identified due to differences between the SCJS 2008-09 and the SCVS 2005-06 as described in annex 2.

2.5 Variation in risk

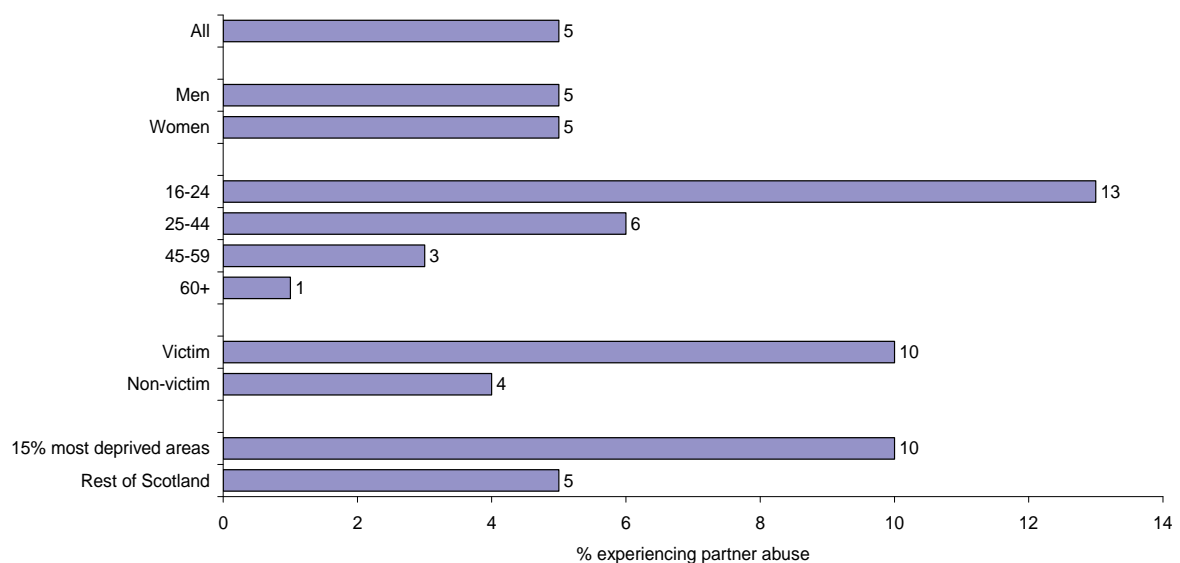
This section explores how the risk of experiencing partner abuse as measured by the SCJS 2008-09 varies on average among different groups of adults in Scotland. However, the analysis only presents simple one-to-one relationships based on demographic, experiential or area characteristics, rather than more complex inter-relationships that might be identified through statistical modelling. Further details of the percentages of different sub-groups experiencing partner abuse are presented in annex 1.

Among adults who had a partner in the last 12 months there was no difference between men or women in the proportion experiencing partner abuse. Figure 2.2 shows differences in the risk of partner abuse in the last 12 months among the other sub-groups:

- Younger adults were more likely to have experienced abuse by a partner in the last 12 months, with rates varying from 13% of 16-24 year olds experiencing psychological or physical abuse to one per cent of those aged 60 or older;
- Those who were victims of at least one crime as measured through the main SCJS 2008-09 questionnaire were more likely to have experienced partner abuse (10%) than were those who had not been the victim of at least one such crime (four per cent);
- Experience of partner abuse also differed by deprivation level, with a higher risk to adults in the 15% most deprived areas of Scotland compared with the rest of Scotland (10% and five per cent respectively).⁷

Figure 2.2: Percentage of adults in each group experiencing any psychological / physical partner abuse in the last 12 months
SCJS 2008-09

All in each group who have had partner / had contact with an ex-partner in the last 12 months (base: 6,816, all);⁸



In general variations in risk were similar both for partner abuse in the last 12 months and since the age of 16, although some differences were evident:

- A significant gender divide was evident when looking at all experiences since the age of 16. For example, over one in five (21%) women said they had experienced any psychological or physical abuse as

⁷ As measured by the Scottish Index of multiple deprivation (SIMD).

<http://www.scotland.gov.uk/Topics/Statistics/SIMD>.

⁸ See accompanying tables for further details of base sizes for individual groups:

<http://www.scotland.gov.uk/Topics/Research/by-topic/crime-and-justice/crime-and-justice-survey/publications>.

measured by the SCJS in 2008-09 compared with one in seven (15%) men;

- Experience of any form of partner abuse since 16 was similar for those aged 16-24 and 25-44 (24% and 25% respectively). Thereafter the percentage decreased to 19% of 45-59 year olds and seven per cent of those aged 60 or over;
- Examining the combined effects of age and gender showed that woman aged 25-44 were at significantly greater risk of experiencing partner abuse as measured by the SCJS in 2008-09 since the age of 16 than males of the same age and females overall (30% compared with 19% of males of the same age and compared with 21% of females overall).

It might have been expected that older people would have reported a greater risk as they have had more years in which to experience partner abuse since the age of 16. In fact, higher levels of partner abuse were reported by younger adults. There are a number of reasons why this might be the case. For example it could be due to increased recognition of different forms of behaviour as unacceptable among younger adults or to increased willingness of younger adults to acknowledge partner abuse had occurred. Alternatively it could signal an increase in partner abuse over time. Another reason might be the way respondents answer some time-based questions, with those experiencing abuse in the more recent past more likely to say they have had the experience since the age of 16 than those whose experience of abuse was longer ago. Further research would be required to establish the particular reasons for the age effects reported here.

2.6 Number of incidents experienced

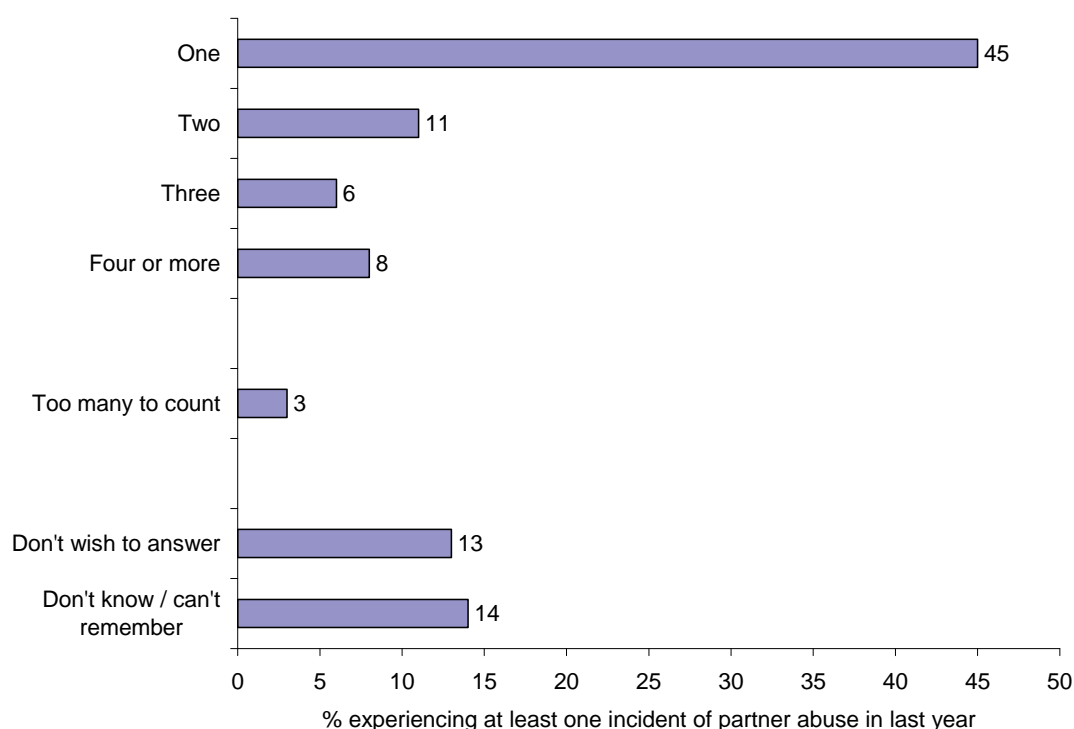
Those experiencing any form of partner abuse as measured by the SCJS 2008-09 in the last 12 months were asked how many incidents they had experienced in that time (Figure 2.3).

- The majority of adults experiencing partner abuse in the last 12 months said the abuse occurred only once or twice (45% and 11% respectively) in the last 12 months. The proportion saying this had happened once was higher for men (52%) than for women (37%);
- For six per cent, partner abuse happened three times in the last 12 months while for eight per cent it had happened four or more times;
- A small proportion of adults who had experienced partner abuse in the last 12 months (three per cent) said it had happened too many times to count;
- In addition, almost three in ten did not answer the question saying they did not wish to answer (13%) or did not know / could not remember (14%). The proportion saying they did not know / could not remember was higher for women (18%) than for men (10%).

Figure 2.3: Number of partner abuse incidents in the last year

SCJS 2008-09

All experiencing at least one form of partner abuse (psychological or physical) in the last 12 months (base: 348)



2.7 Stalking and harassment by (ex) partners

The SCJS 2008-09 also asked separately about incidents involving stalking and harassment, which, if perpetrated by the partner or ex-partner of the adult experiencing it, may be part of a course of conduct alongside other forms of partner abuse. Forms of stalking or harassment measured in the SCJS 2008-09 included: unwanted correspondence; obscene telephone calls; someone waiting outside or being followed.⁹

Of all adults (including those who had not been in a relationship in the period) six per cent had experienced some form of stalking and harassment in the last 12 months. The risk of experiencing any form of stalking and harassment was broadly the same for those who had a partner or contact with an ex-partner in the last 12 months (seven per cent). Examining the links between partner abuse and stalking and harassment in more detail showed:

- Among those who had experienced partner abuse in the last 12 months, 33% had also experienced stalking and harassment in the last 12 months;

⁹ Stalking and harassment is reported more fully in a separate volume: 2008-09 Scottish Crime and Justice Survey: Sexual Victimization and Stalking; <http://www.scotland.gov.uk/Topics/Research/by-topic/crime-and-justice/crime-and-justice-survey/publications>.

- In 12% of stalking and harassment experienced in the last 12 months, the offender was the partner of the person experiencing it;

3 The nature and impact of partner abuse

3.1 Summary

More than eight in ten (83%) of those experiencing any form of partner abuse since the age of 16, experienced psychological abuse.

- A higher percentage of women (91%) said they had experienced at least one form of psychological abuse than men (71%) since the age of 16;
- On average women had experienced over three forms while men had experienced between one and two of the forms of psychological abuse since the age of 16.

The main types of psychological abuse experienced since the age of 16 included a partner behaving in a jealous or controlling way (53%); repeatedly putting them down so they felt worthless (42%); threatening to hurt them (31%) or stopping them from seeing friends or relatives (28%).

More than seven in ten (72%) of those experiencing any form of partner abuse since the age of 16, experienced physical abuse.

- Of those people who reported experiencing any form of partner abuse since the age of 16, a similar percentage of women (73%) and men (71%) said they had experienced at least one form of physical abuse since the age of 16.

The main types of physical abuse experienced since the age of 16 included a partner throwing something at them (50%); kicking, biting or hitting them (36%); pushing or holding them down (33%).

The majority (70%) who had experienced at least one form of partner abuse, either psychological or physical, since the age of 16, had just one abusive partner. Over one in five (22%) had more than one abusive partner since that age.

Examining the gender of perpetrators:

- In the majority of cases, where partner abuse was experienced since the age of 16, the gender of any abusive partner was male (60%) compared with 38% where the gender of any abusive partner was female;
- Among those experiencing partner abuse in the last 12 months, 48% of offenders were male and 45% female.

30% of adults experiencing any of the forms of physical abuse in the last 12 months considered what happened on the most recent / only occasion a crime compared with 22% of those experiencing any psychological abuse.

Nine per cent of adults who had a partner since the age of 16 considered they had been a victim of domestic abuse (self-defined) since that age compared with 18% who said they had experienced at least one form of psychological or physical abuse as measured in the SCJS 2008-09. Women (14%) were more likely to consider themselves to have been a victim of domestic abuse than men (three per cent).

3.2 Introduction

This chapter looks in more detail at the specific nature of abuse experienced by adults, covering:

- The forms of psychological or physical partner abuse experienced since the age of 16;
- How many abusive partners adults experiencing abuse have had since the age of 16;
- Whether the abused adult was living with their partner at the time of the most recent / only abuse in the last 12 months and at the time of the interview;
- The gender of the offender in partner abuse experienced since the age of 16 and for the most recent / only incident in the last 12 months;
- The presence and involvement of children for the most recent / only incident experienced in the last 12 months;
- The impact on the abused adult of the most recent / only psychological or physical incident experienced in the last 12 months;
- Perceptions of the most recent / only incident of partner abuse experienced in the last 12 months and of adults' experiences of domestic abuse more generally since the age of 16.

3.3 Form of abuse experienced – psychological abuse

As discussed in section 2.4 above, 15% of adults who had a partner since age 16 had experienced psychological abuse (mental, emotional or financial) from a partner since that age. This section looks at these instances of psychological abuse by a partner since the age of 16 in more detail.

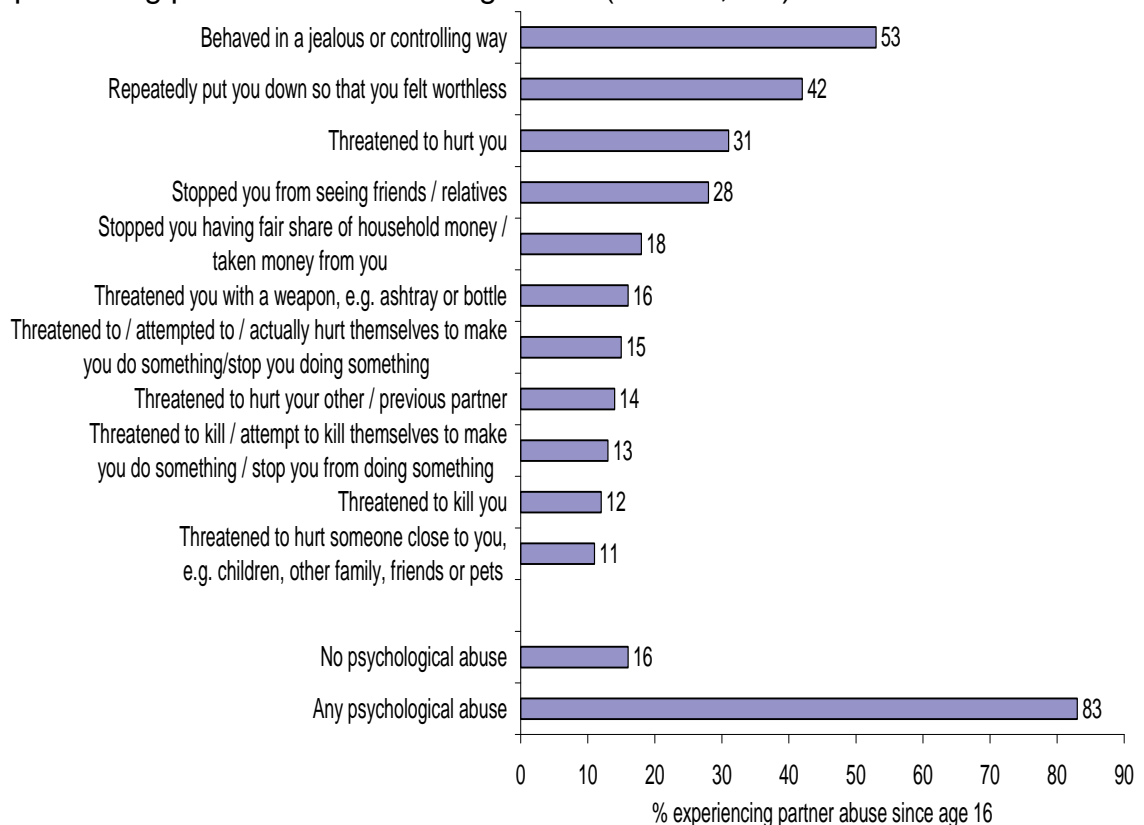
More than eight in ten (83%) of those experiencing any form of partner abuse experienced psychological abuse (Figure 3.1). On average those experiencing any psychological abuse since the age of 16 mentioned between two and three forms of abuse. For example:

- Over five in ten (53%) of those experiencing any form of partner abuse since the age of 16 said their partner behaved in a jealous or controlling way and four in ten (42%) said their partner repeatedly put them down so they felt worthless;

- Around three in ten of those experiencing any form of partner abuse since the age of 16 said their partner threatened to hurt them (31%) or stopped them from seeing friends or relatives (28%);
- Almost two in ten (18%) of those experiencing any form of partner abuse since the age of 16 said that money had been withheld or taken from them;
- Other psychological abuse focused on threats of force or violence against the abused adult, their current or a previous partner, other people or animals close to them and, in some cases, the perpetrator themselves. These were experienced by 16% or fewer adults experiencing any form of partner abuse.¹⁰

Figure 3.1: Form of psychological abuse experienced since the age of 16
SCJS 2008-09

All experiencing partner abuse since age of 16 (base: 1,957)



Among adults experiencing partner abuse since age 16, women were more likely to have experienced any of the forms of psychological abuse listed than men (91% and 71% respectively). The difference between men and women was particularly marked for:

¹⁰ In addition, 1% said they had been forced to view material they considered to be pornographic. This is not shown in Figure 3.1

- Being repeatedly put down so they felt worthless (58% of women compared with 19% of men);
- Having a partner threatening to hurt them (43% of women compared with 14% of men);
- Having a partner stopping them having their fair share of household money or taking money from them (26% of women compared with six per cent of men);
- Having a partner threatening to kill them (17% of women reported this compared with five per cent of men).

As well as being more likely to experience psychological abuse than men, women experiencing any form of partner abuse since the age of 16 were also more likely to have experienced more of the forms of psychological abuse. On average women had experienced over three forms while men had experienced between one and two of the forms of psychological abuse.

3.4 Form of abuse experienced – physical abuse

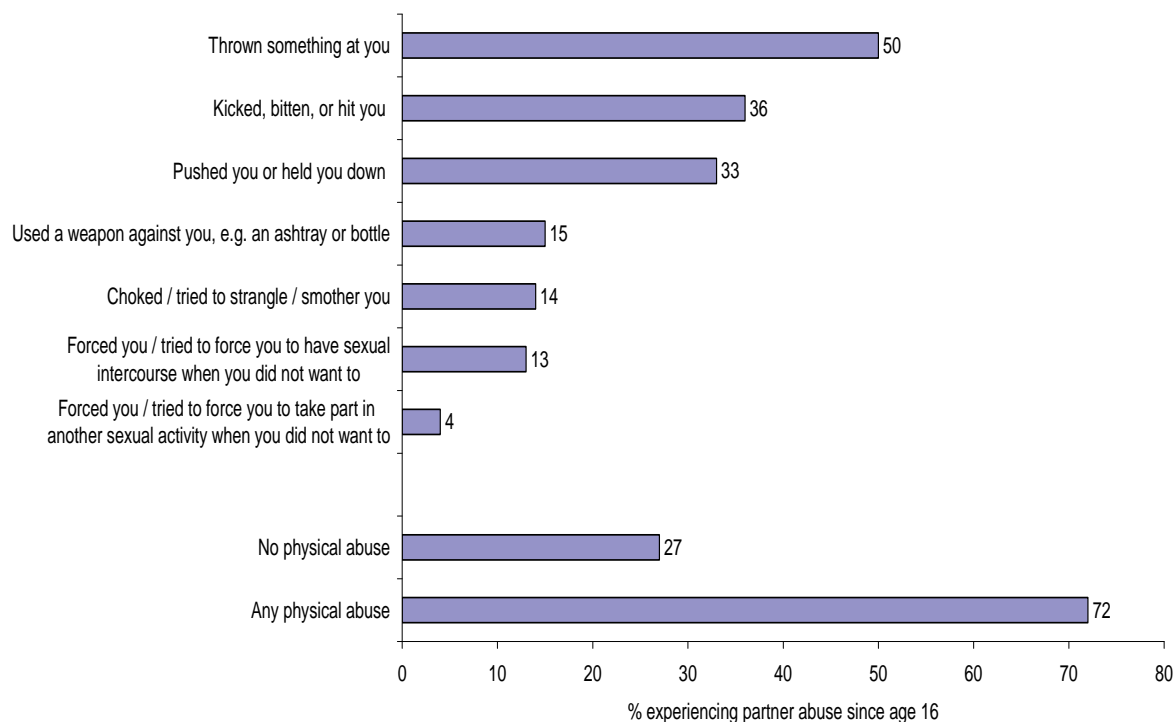
As discussed in section 2.4 above, 13% of adults who had a partner since age 16 had experienced physical abuse (including sexual and other physical abuse) from a partner since that age. This section looks at these instances of physical abuse by a partner since the age of 16 in more detail.

More than seven in ten (72%) of those experiencing any form of partner abuse since the age of 16, experienced physical abuse (Figure 3.2). On average those experiencing physical abuse since the age of 16 mentioned between one and two forms of abuse, fewer than the average number of different types of psychological abuse experienced (section 3.3).

- Half (50%) of those experiencing any form of partner abuse since the age of 16 said they had something thrown at them and 15% said a weapon was used against them;
- Around a third were kicked, bitten or hit (36%) or pushed or held down (33%) and 14% were choked or strangled;
- Forcing or attempting to force them to have sexual intercourse or other unwanted sexual activity were also experienced (13% and four per cent respectively).

Figure 3.2: Form of physical abuse experienced since the age of 16
SCJS 2008-09

All experiencing partner abuse since age of 16 (base: 1,957)



Among those experiencing any form of partner abuse, the proportion of men and women experiencing any physical abuse was similar (73% females; 71% males).

Of adults experiencing partner abuse since age 16, women were more likely to have experienced:

- Being pushed or held down (47% of women compared with 11% of men);
- Being kicked, bitten or hit (40% of women compared with 29% of men);
- Being choked / strangled / smothered (21% of women compared with three per cent of men);
- Forced / attempted to force sexual intercourse (20% of women compared with three per cent of men).

In contrast, men experiencing any form of partner abuse were more likely to have experienced having something thrown at them since the age of 16 than women (57% males; 46% females).

3.5 Partner details

The majority (70%) of adults who had experienced at least one form of psychological or physical partner abuse since the age of 16 had just one abusive partner. However, over one in five (22%) had more than one abusive partner since that age.

Around two-thirds (67%) of those who experienced at least one incident of abuse by their partner in the last 12 months were living with them at the time of the most recent / only incident. 43% of these people said they were still living with the perpetrator at the time they were interviewed, that is, the abuse was committed by their current partner.

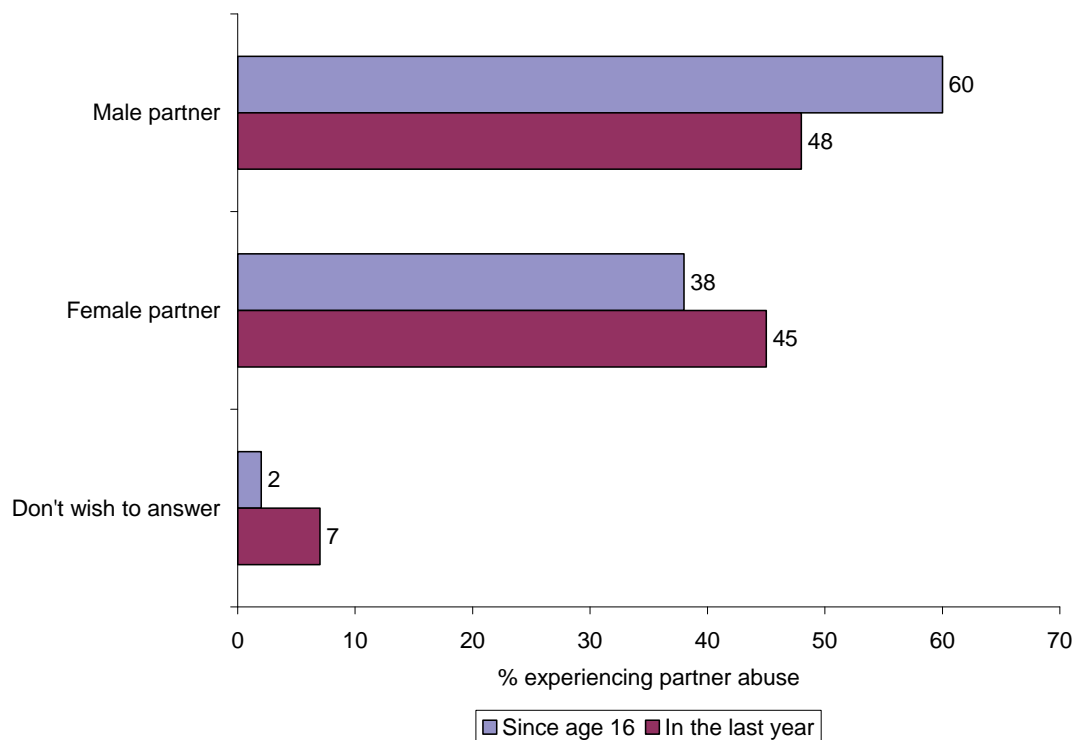
3.5.1 Gender of the offender

In the majority of cases, where partner abuse was experienced since the age of 16, the gender of any abusive partner was male (60%) compared with 38% where the gender of the abusive partner was female. Two per cent did not wish to answer this question.

When considering the gender of the most recent / only abusive partner among those experiencing partner abuse in the last 12 months, 48% were male and 45% female. Seven per cent said they did not wish to answer this question.

Figure 3.3: Gender of the offender in any incident of partner abuse since the age of 16; in the most recent / only incident in the last 12 months
SCJS 2008-09

All experienced at least one incident of partner abuse since age 16 (base: 1,957), in last year (base: 348)



For those experiencing partner abuse since the age of 16, the majority of perpetrators were of the opposite gender to them, but for four per cent of men, and one per cent of women, abusive partners were of the same gender.

Similarly, four per cent of men experiencing partner abuse in the last 12 months said their most recent / only abusive partner in the last 12 months was

male and one per cent of women said their most recent / only abusive partner in the last 12 months was female.

3.6 Presence of children

As pointed out in 'Safer lives: Changed lives: A Shared Approach to Tackling Violence against Women in Scotland',¹¹ abuse against a partner can and does have a significant impact on children and young people. This includes where children and young people are directly or indirectly harmed through abuse of the non-abusing parent, usually though not exclusively, the mother.

Examining the presence and involvement of children in partner abuse in more detail:

- One third (33%) of those experiencing partner abuse in the last 12 months, as measured by the SCJS in 2008-09, had dependent children living with them at the time of the most recent / only incident;
- Children were more likely to be living with females than males experiencing partner abuse in the last 12 months (45% and 21% respectively);
- Of those experiencing partner abuse in the last 12 months who had children living with them, in almost two thirds (63%) of cases the children were present at the time the most recent / only abuse occurred;
- Where children were present, the majority (77%) saw or heard what happened, and almost one in five (19%) of those who saw or heard what happened became involved while two per cent were hurt or injured during the incident.¹²

3.7 Impact of incidents

Adults experiencing partner abuse were asked about the effects of the most recent / only incident of abuse they experienced in the last 12 months. Separate questions were asked about psychological and physical impacts. A larger percentage of those experiencing partner abuse mentioned experiencing at least one psychological effect (55%) of the most recent / only incident than mentioned experiencing at least one physical effect (38%). At the same time, a greater proportion said they did not wish to answer in relation to the latter (four per cent and 17% respectively).

Figure 3.4 examines the psychological effects of partner abuse in more detail:

¹¹ A Scottish Government publication, the purpose of which is 'to provide a shared understanding and approach which will guide the work of all partners to tackle violence against women in Scotland': <http://www.scotland.gov.uk/Publications/2009/06/02153519/0>.

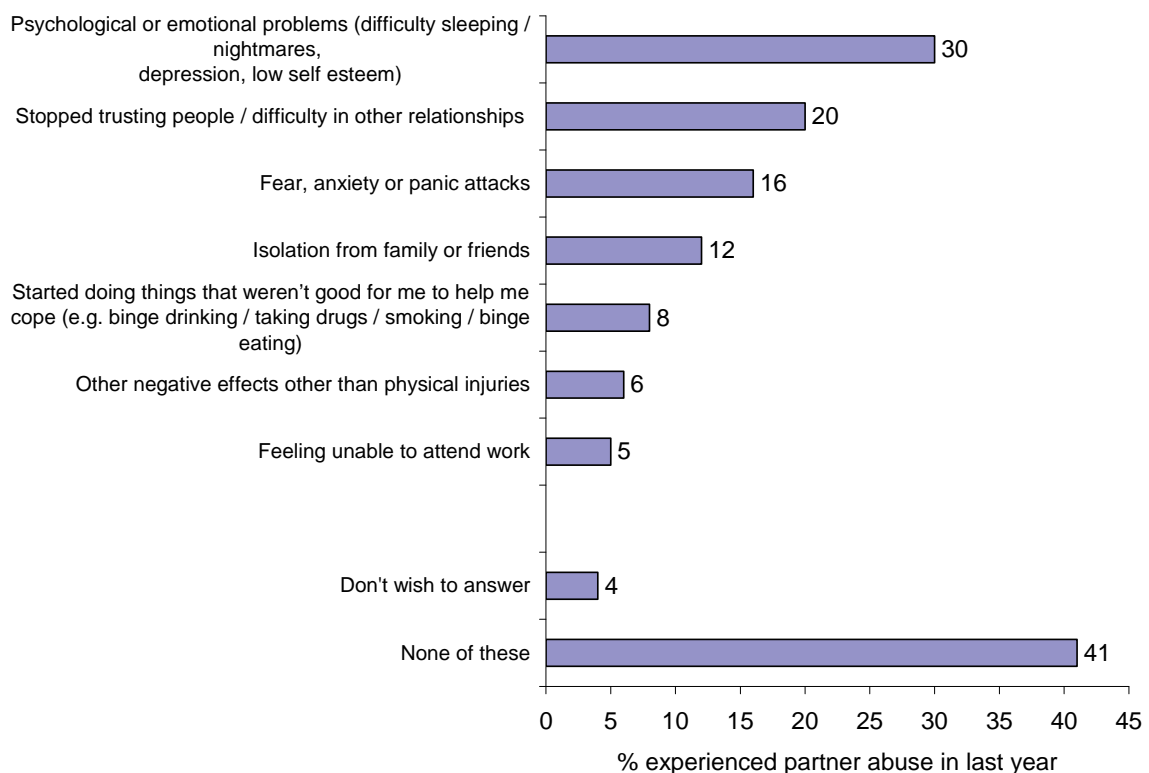
¹² Bases sizes for the percentages reported in this bullet point are 94, 73 and 73 respectively. Their small size means they are subject to large confidence intervals and should be used with caution.

- Psychological or emotional problems such as difficulty sleeping or nightmares, depression or low self esteem were the most frequently mentioned effects of the most recent / only incident of partner abuse, mentioned by three in ten (30%) of those experiencing at least one form of partner abuse in the last 12 months;
- Other psychological outcomes included stopping trusting people / difficulties with other relationships (20%), fear, anxiety and panic attacks (16%) and feelings of isolation from family and friends (12%);
- Over four in ten (41%) of respondents who reported experiencing psychological or physical partner abuse said they had experienced none of the psychological effects listed.

Figure 3.4: Most common impacts of most recent / only incident of partner abuse - psychological¹³

SCJS 2008-09

All experiencing at least one form of partner abuse (psychological or physical) in the last year (base: 276)



Women were more likely to mention most forms of psychological impacts as a result of partner abuse, particularly:

¹³ All other psychological impacts were mentioned by fewer than five per cent of those experiencing partner abuse in the last 12 months and are not shown in Figure 3.4.

- More than twice as many women said they suffered psychological or emotional problems such as difficulty sleeping or nightmares, depression or low self esteem (43% compared with 18% men);
- Three times as many women reported fear, anxiety and panic attacks (24% compared with eight per cent of men).

Men (50%) were more likely than women (31%) to say they experienced none of the listed psychological effects. They were also more likely to say they did not wish to answer whether they had suffered psychological impacts.

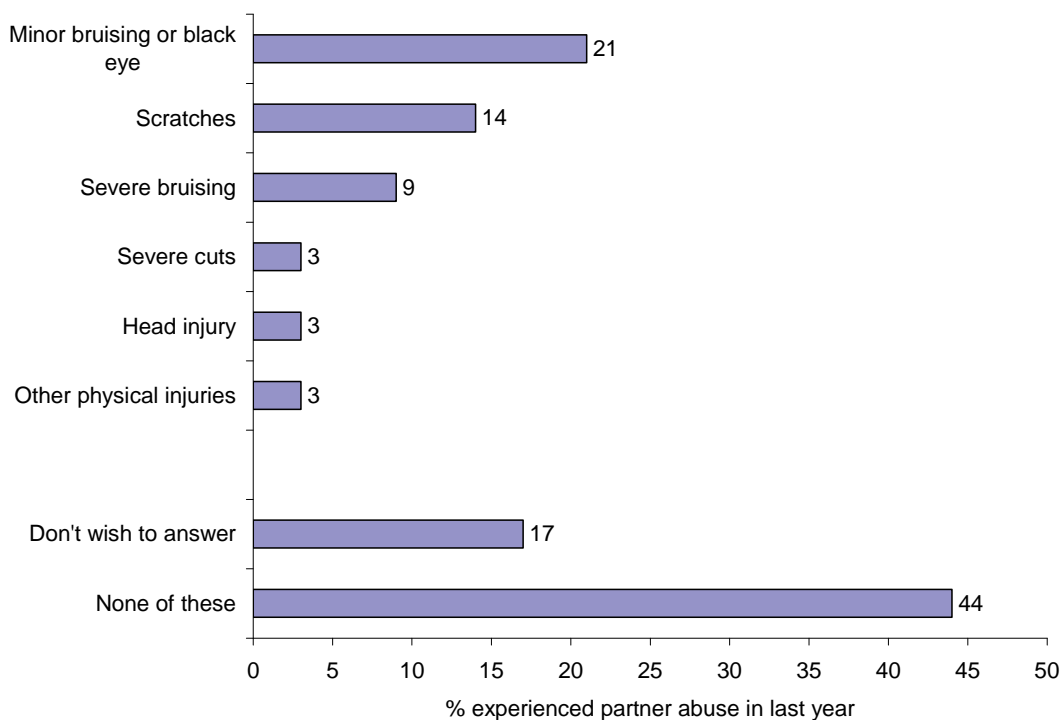
As shown in Figure 3.5, in terms of physical effects of the most recent / only incident of partner abuse experienced:

- Over one in five (21%) suffered minor bruising or a black eye, 14% said they had scratches and nine per cent reported severe bruising;
- More than two in five (44%) said they suffered none of the physical impacts listed and a further 17% said they did not wish to answer.

Figure 3.5: Most common impacts of most recent / only incident of partner abuse - physical¹⁴

SCJS 2008-09

All experiencing at least one form of partner abuse (psychological or physical) in last year (base: 348)



¹⁴ All other physical impacts were mentioned by fewer than three per cent of those experiencing partner abuse in the last 12 months and are not shown in Figure 3.5.

There were two physical impacts of the most recent / only incident of partner abuse which women were more likely than men to experience:

- A quarter of women (25%) suffered minor bruising or a black eye compared with 17% of men;
- Almost four times as many women reported severe bruising (14% compared with three per cent of men).

In contrast, scratches were reported as an effect of the most recent / only incident by 18% of males experiencing any form of partner abuse in the last 12 months compared with nine per cent of females.

There were no statistically significant differences between males and females saying they experienced none of the listed physical effects or that they did not wish to answer.

3.8 Perceptions of incidents

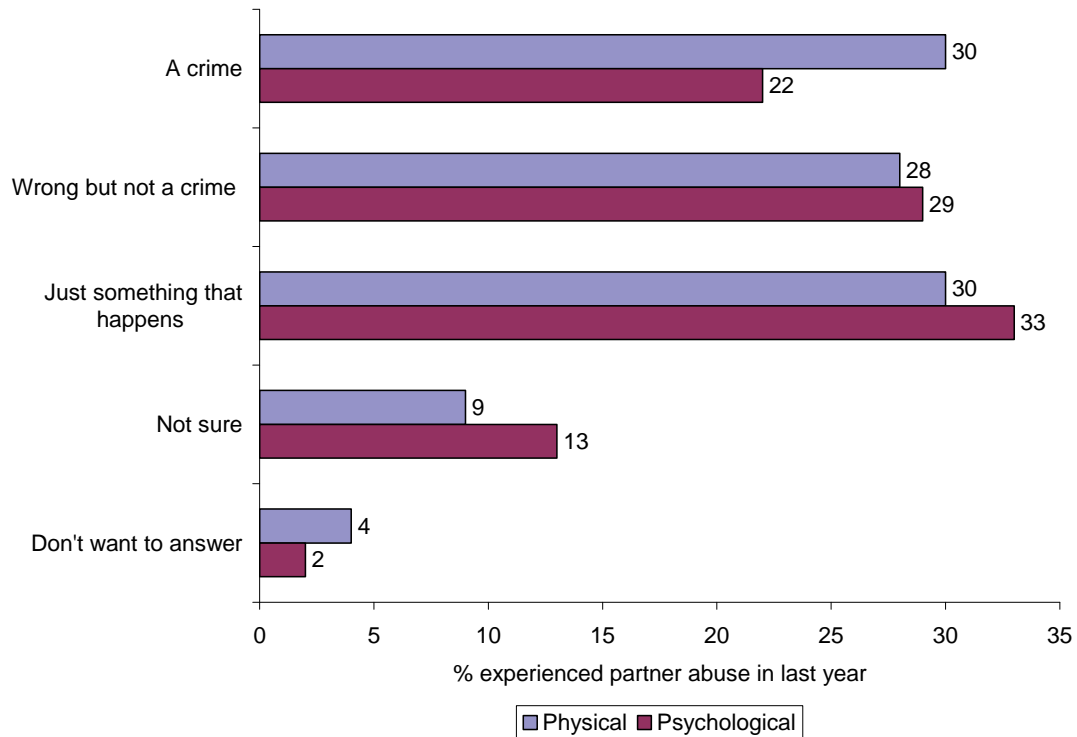
Adults who had experienced any form of partner abuse in the last 12 months as measured by the SCJS 2008-09 were asked whether they considered the abuse they experienced on the most recent / only occasion in the last 12 months to be a crime, wrong but not a crime or just something that happens (Figure 3.6).

- For those experiencing any form of physical abuse in the last 12 months, opinion of the latest / only incident was divided, with 30% saying it was a crime, 28% saying it was wrong but not a crime and 30% saying their experience was just something that happens;
- The pattern was similar for psychological abuse, though slightly fewer (22%) felt the abuse they experienced was a crime. Under three in ten (29%) said it was wrong but not a crime and 33% said it was just something that happens.

Figure 3.6: Whether most recent / only experience of partner abuse was considered a crime

SCJS 2008-09

All experiencing at least one form of partner abuse in last year, physical (base: 180), psychological (base: 284)



Women were more likely than men to view the most recent / only incident experienced as a crime, particularly in relation to physical abuse:

- Over half (54%) of women thought the physical abuse they experienced was a crime compared with nine per cent of men;
- Almost two in five (37%) women said the most recent / only psychological abuse they experienced was a crime compared with six per cent of men.

In contrast, men were more likely to say both forms of abuse were just something that happens:

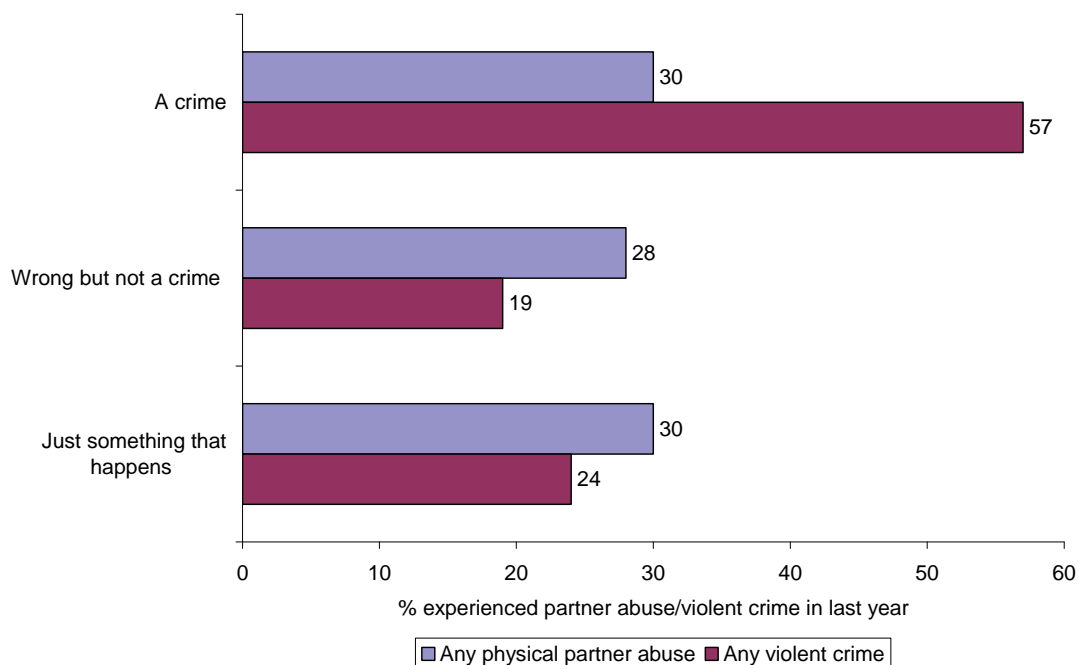
- More than two in five (43%) men said the most recent / only physical abuse they experienced in the last 12 months was just something that happens compared with 14% of women;
- Over half (51%) said the same about the most recent / only psychological abuse they experienced in the last 12 months compared with 18% of women.

Perceptions about the most recent / only incident can be compared with violent crime measured by the SCJS in 2008-09.¹⁵ As this was confined to physical violence, comparisons shown here only include physical partner abuse as measured by SCJS in 2008-09. This comparison showed that:

- The most recent / only experience of physical partner abuse in the last 12 months was much less likely to be described as a crime by those experiencing it (30%) compared with incidents of violent crime as measured by the SCJS in 2008-09 (57%);
- The most recent / only incident of physical partner abuse in the last 12 months was more likely to be described as wrong but not a crime by adults experiencing it (28%) compared with incidents of violent crime (19%) as measured by the SCJS in 2008-09;
- The most recent / only incident of physical partner abuse in the last 12 months was described as just something that happens by 30% of those experiencing it and in 24% of incidents of violent crime as measured by the SCJS in 2008-09.

Figure 3.7: Whether most recent / only experience of physical partner abuse was considered a crime – comparison with violent crime
SCJS 2008-09

All experiencing any physical partner abuse in last year (base: 180); incidents of violent crime as measured by the SCJS in 2008-09 (622)



¹⁵ <http://www.scotland.gov.uk/Topics/Research/by-topic/crime-and-justice/crime-and-justice-survey/publications>.

3.9 Perceptions of being a victim

To set these findings in context, adults who had ever had a partner were asked at the end of the partner abuse section whether they felt that they personally had ever been the victim of domestic abuse.¹⁶

Almost one in ten (nine per cent) agreed, meaning that the self-definition of domestic abuse resulted in a lower proportion of victims being identified than was obtained using the questions detailing specific forms of abuse by a partner (psychological and physical), where, in total, almost one in five (18%) were defined as experiencing partner abuse since the age of 16 (Figure 3.8).

This self-definition of being a victim of domestic abuse was most notably higher among women compared with men (14% and three per cent respectively). As a result, the gap between the self-definition of being a victim of domestic abuse and the SCJS 2008-09 definition of partner abuse was narrower for women than for men:

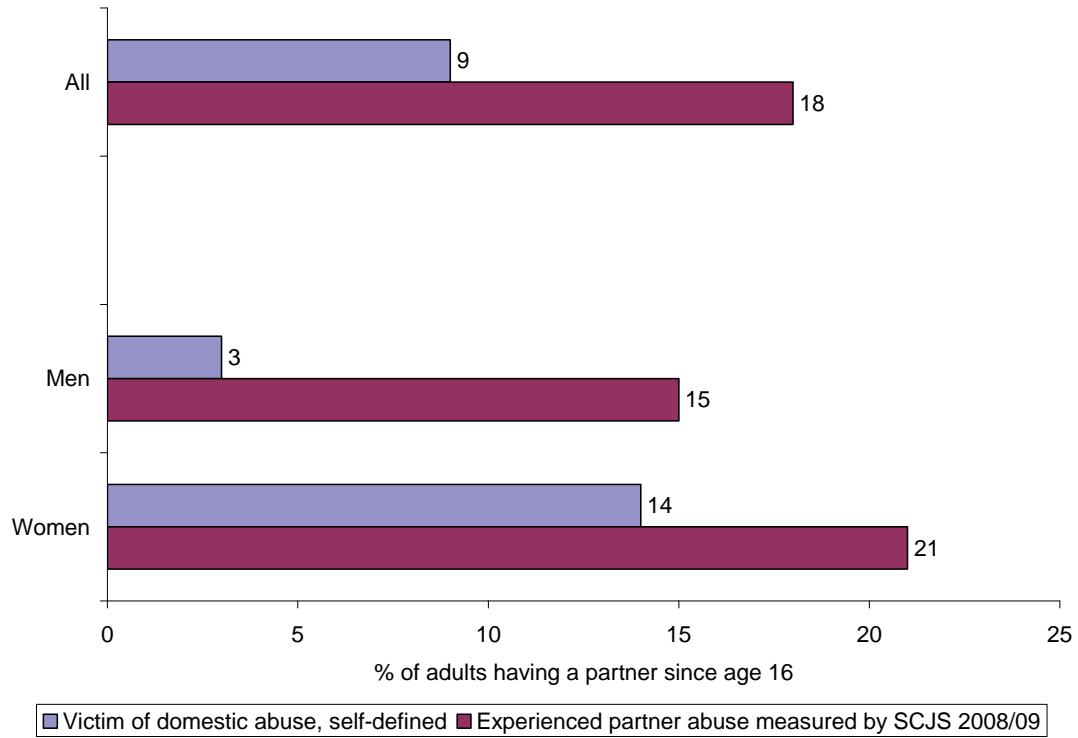
- Women were more likely to say they had experienced any form of partner abuse as defined by the SCJS 2008-09 since the age of 16 (21%) than they were to define themselves as a victim of domestic abuse since that age (14%);
- Men were five times as likely to say they had experienced any of form of partner abuse as defined by the SCJS 2008-09 (15%) than to say they had been a victim of domestic abuse (three per cent).

¹⁶ The term domestic abuse was not defined in the question so respondents' answers were based on their understanding of this term. It is possible their self-definition of the term could have been influenced by the preceding questions on partner abuse, though it is not possible to determine this through the survey results.

Figure 3.8: Percentage in each group considering self to have been victim of domestic abuse (self-defined) / experienced partner abuse (SCJS 2008-09 definition)

SCJS 2008-09

All in each group who have had a partner since the age of 16 (base: 10,110, all; 4,404, males; 5,706 females)



4 Reporting incidents

4.1 Summary

Almost two-thirds (64%) of those experiencing partner abuse in the last 12 months had told at least one person or organisation about the most recent / only incident they experienced.

- This was most often a friend (37%) or a relative (25%).

Around three in ten (31%) did not tell anyone about the most recent / only incident of partner abuse experienced in the last 12 months.

- This was higher for men (40%) than for women (21%).

In one in five (21%) of the most recent / only incidents of partner abuse experienced in the last 12 months, the police came to know about the incident.

- This was higher for incidents experienced by women (35%) than by men (eight per cent).

Where police came to know about incidents of partner abuse, just over half (53%) of those experiencing it were satisfied with the way the police dealt with the most recent / only incident experienced in the last 12 months and over a third (35%) were dissatisfied.

4.2 Introduction

This chapter looks at reporting of the most recent / only experience of partner abuse in the last 12 months among adults experiencing it as measured in the SCJS 2008-09 including:

- Who the adult experiencing the most recent / only incident told about it;
- Whether the police came to know about the incident and if not, why not;
- Satisfaction with how the police handled the matter.

4.3 Who told about most recent / only incident

Adults who had experienced partner abuse in the last 12 months as measured by the SCJS in 2008-09 were asked who they had told about the most recent / only incident. Two thirds (64%) had told at least one person or organisation about the abuse they experienced in the last 12 months:

- The people they informed were most likely to be someone they knew on a personal level, such as friends or relatives (37% and 25% respectively);

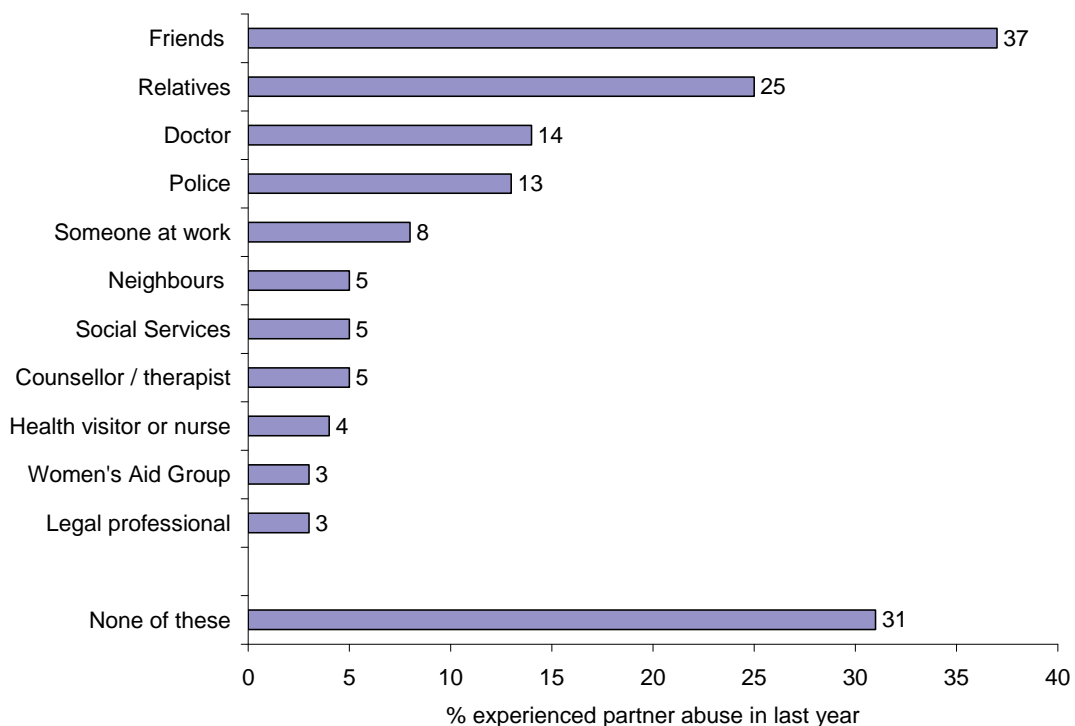
- Fewer said they told the police (13%) or a professional contact, such as a doctor (14%), counsellor / therapist or Social Services (both five per cent);
- Eight per cent said they told someone at work.

Around three in ten (31%) of those experiencing at least one form of partner abuse in the last 12 months did not tell any person or organisation about the most recent / only incident they experienced (Figure 4.1).

Figure 4.1: People or organisations told about the most recent / only incident – main mentions ¹⁷

SCJS 2008-09

All experiencing at least one form of partner abuse (psychological or physical) in last year (base: 348)



Men were significantly more likely not to have told anyone about the abuse they suffered in the last 12 months (40% compared with 21% of women). At the same time, they were also less likely to view what happened to them as a crime or to see themselves as a victim of domestic abuse than were women, which may have influenced their decision (sections 3.8, 3.9)

¹⁷ All other people or organisations were mentioned by fewer than three per cent of those experiencing partner abuse in the last 12 months and are not shown in Figure 4.1.

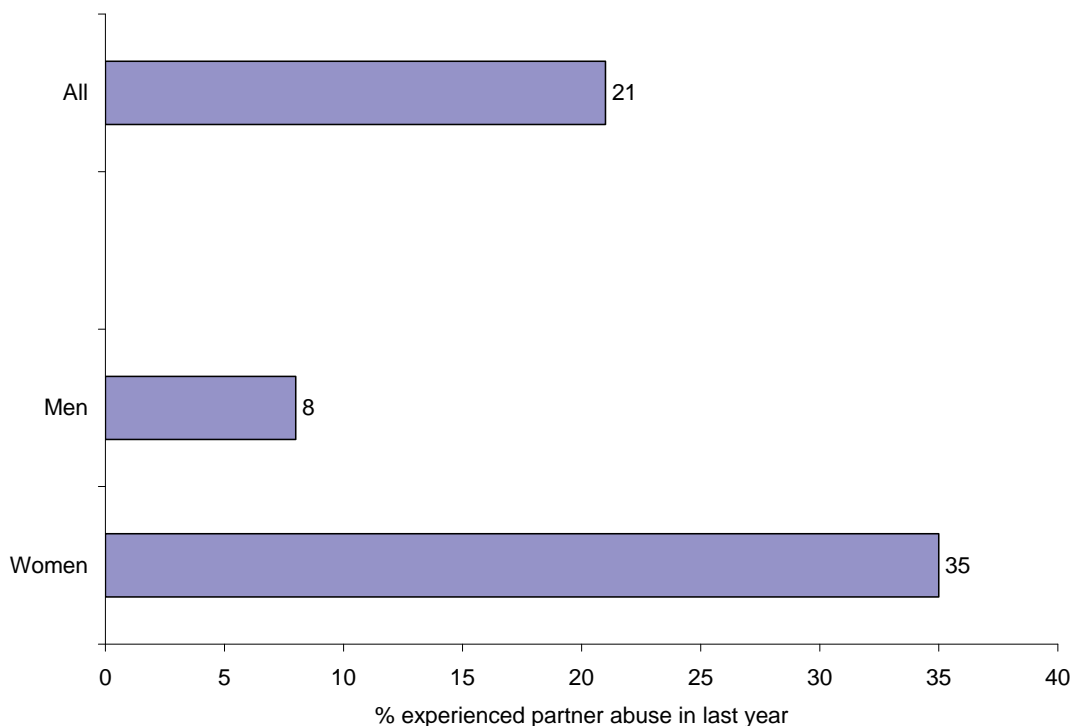
4.4 Reporting to the police

As well as asking about who was told about the incident, a separate question was asked specifically about whether the police came to know about the most recent / only incident of partner abuse experienced in the last 12 months. Around one in five (21%) who experienced partner abuse in the last 12 months said the police did come to know about the most recent / only incident. Again, this figure was significantly higher among women (35% compared with eight per cent of men) (Figure 4.2).

Figure 4.2: Whether police came to know about the most recent / only incident

SCJS 2008-09

All in each group experiencing at least one form of partner abuse (psychological or physical) in last year (base: 348, all; 145, men; 203, women)



To set this result in context, the police came to know about 20% of the most recent / only incidents of stalking experienced in the last 12 months as measured in the SCJS 2008-09, and 43% of incidents of violent crime as measured in the SCJS 2008-09.¹⁸

4.5 Reasons for not informing the police

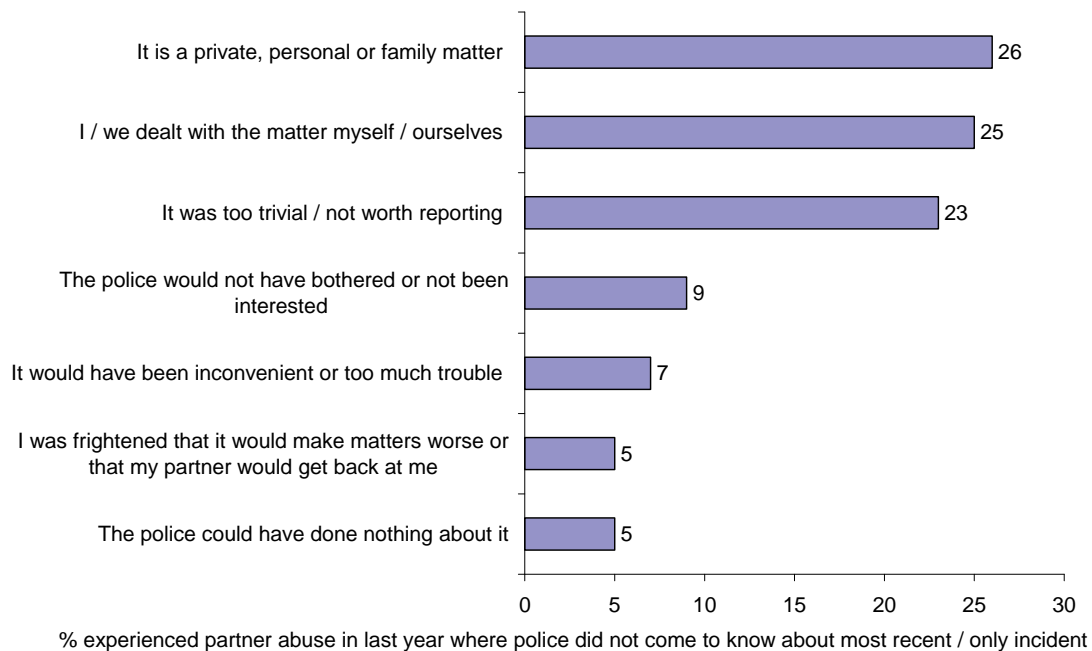
As Figure 4.3 shows, in cases where the police did not come to know about the most recent / only incident of partner abuse experienced:

¹⁸ Stalking is reported in Scottish Crime and Justice Survey 2008-09: Sexual Victimisation and Stalking and violent crime is reported in Scottish Crime and Justice Survey 2008-09: First Findings. <http://www.scotland.gov.uk/Topics/Research/by-topic/crime-and-justice/crime-and-justice-survey/publications>.

- 26% said it was a private, personal or family matter;
- 25% said they did not report it because they dealt with the matter themselves;
- 23% felt it was too trivial / not worth reporting;
- Fewer than one in ten mentioned a range of other reasons including the police not being interested (nine per cent), it being too much trouble (seven per cent), being frightened of making matters worse and because the police could have done nothing about it (both five per cent).

Figure 4.3: Most common reasons most recent / only partner abuse experienced in the last 12 months was not reported¹⁹
SCJS 2008-09

All where police did not come to know about the most recent / only incident in the last 12 months (base: 238)



4.6 Level of satisfaction with police

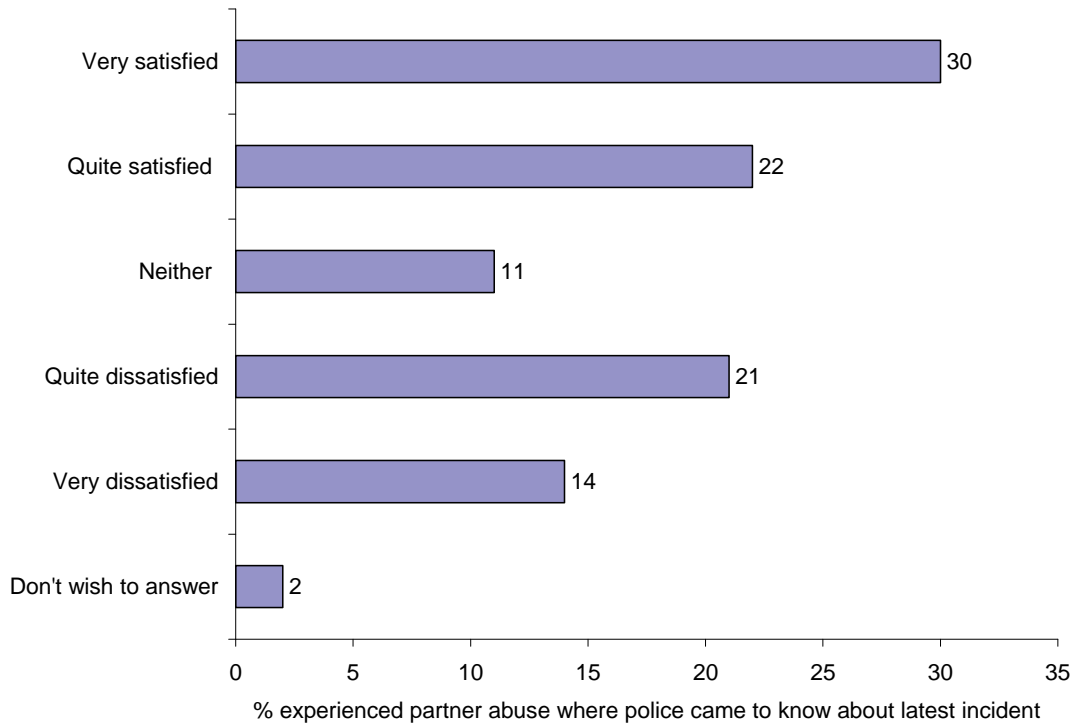
On balance, where the police came to know about the most recent / only incident of partner abuse happening in the last 12 months, those experiencing it were positive about how the matter was handled; just over half were satisfied (53%) including 30%, who were very satisfied, while over a third

¹⁹ All other reasons were mentioned in fewer than five per cent of incidents and are not shown in Figure 4.3.

(35%) expressed dissatisfaction, including 14% who were very dissatisfied (Figure 4.4).

Figure 4.4: Satisfaction with police handling of matter
SCJS 2008-09

All where police came to know about most recent / only incident in the last 12 months (base: 100)



Those experiencing partner abuse in the last 12 months where the police came to know about the most recent / only incident who expressed dissatisfaction with the police handling of the matter were asked why this was. Reasons given included that the police did not take the incident seriously; they dismissed it as a domestic matter; the investigation was not thorough enough and the adult was made to feel in some way responsible for the abuse. The low base size of those expressing dissatisfaction prevents further detailed analysis.²⁰

²⁰ 35 respondents expressed dissatisfaction with the way the police dealt with the matter.

Annex 1: Data tables – experience of partner abuse

Table A1.1: Experience of partner abuse since the age of 16 by demographic variables

SCJS 2008-09; row percentages

Adults who have had a partner since the age of 16 (base: 10,110)

	Experienced any psychological abuse	Experienced any physical abuse	Experienced any psychological / physical abuse	Experienced both psychological and physical abuse
Age				
16-24	19.8	13.9	23.7	10.0
25-44	20.7	18.0	24.6	14.1
45-59	15.3	15.1	18.9	11.4
60 or over	5.5	5.3	7.1	3.7
Male				
16-24	18.1	14.8	23.6	9.3
25-44	14.7	13.4	19.1	9.0
45-59	9.6	12.3	15.4	6.5
60 or over	2.9	4.0	5.6	1.4
Total male	10.9	10.9	15.3	6.5
Female				
16-24	21.4	13.1	23.7	10.7
25-44	26.5	22.4	29.9	19.0
45-59	20.6	17.6	22.3	16.0
60 or over	7.5	6.3	8.3	5.6
Total female	18.8	15.3	20.9	13.3
Victim status				
Victim	23.7	21.4	28.3	16.8
Non-victim	12.7	11.0	15.5	8.2
Multiple deprivation				
Those living in 15% most deprived areas	22.9	20.0	26.7	16.2
Those living in the rest of Scotland	13.7	12.0	16.8	9.0
ALL	15.1	13.2	18.2	10.0

1. Partner abuse as measured by the SCJS in 2008-09 is any psychological or physical abuse undertaken against a man or a woman carried out by a male or female partner or ex-partner (including any boyfriend, girlfriend, husband, wife or civil partner).
2. Psychological partner abuse includes emotional, financial and other forms of psychological abuse (Table A1.5 lists the question used to identify psychological abuse and provides more detail of the forms of psychological abuse included).
3. Physical partner abuse includes sexual and other forms of physical force or violence (Table A1.7 lists the question used to identify physical abuse and provides more detail of the forms of physical abuse included).
4. Experienced any psychological / physical abuse means that a respondent had experienced at least one of the forms of psychological *or* at least one of the forms of physical partner abuse listed in the questions.
5. Experienced both psychological and physical abuse means that a respondent has experienced at least one of the forms of psychological *and* at least one of the forms of physical partner abuse listed in the questions.
6. For the definition of victim status and area deprivation see notes below table A1.2

Table A1.2: Experience of partner abuse in last 12 months by demographic variables

SCJS 2008-09; row percentages

Adults who have had a partner or contact with an ex-partner in the last 12 months (base: 6,816)

	Experienced any psychological abuse	Experienced any physical abuse	Experienced any psychological / physical abuse	Experienced both psychological and physical abuse
Age				
16-24	11.1	6.1	13.4	3.8
25-44	4.6	3.3	5.8	2.0
45-59	2.5	1.6	2.9	1.1
60 or over	1.0	0.5	1.2	0.4
Male				
16-24	11.5	7.2	15.0	3.7
25-44	4.7	3.7	6.3	2.0
45-59	1.9	1.5	2.3	1.0
60 or over	0.5	0.4	0.8	0.1
Total male	4.0	2.9	5.3	1.6
Female				
16-24	10.8	5.0	11.7	4.0
25-44	4.5	2.9	5.4	2.0
45-59	3.0	1.6	3.4	1.2
60 or over	1.6	0.7	1.6	0.6
Total female	4.5	2.4	5.0	1.8
Victim status				
Victim	8.5	5.8	10.4	3.9
Non-victim	2.9	1.7	3.6	1.0
Multiple deprivation				
Those living in 15% most deprived areas	7.6	5.9	9.6	3.8
Those living in the rest of Scotland	3.7	2.1	4.5	1.4
ALL	4.2	2.6	5.2	1.7

1. Partner abuse as measured by the SCJS in 2008-09 is any psychological or physical abuse undertaken against a man or a woman carried out by a male or female partner or ex-partner (including any boyfriend, girlfriend, husband, wife or civil partner).
2. Psychological partner abuse includes emotional, financial and other forms of psychological abuse (Table A1.5 lists the question used to identify psychological abuse and provides more detail of the forms of psychological abuse included).
3. Physical partner abuse includes sexual and other forms of physical force or violence (Table A1.7 lists the question used to identify physical abuse and provides more detail of the forms of physical abuse included).
4. Experienced any psychological / physical abuse means that a respondent has experienced at least one of the forms of psychological *or* at least one of the forms of physical partner abuse listed in the questions.
5. Experienced both psychological and physical abuse means that a respondent has experienced at least one of the forms of psychological *and* at least one of the forms of physical partner abuse listed in the questions.
6. Victim status indicates whether a respondent was the victim of a crime as measured by the SCJS 2008-09 (for further details of crimes included see annex 3 of 2008/09 Scottish Crime and Justice Survey: First Findings; <http://www.scotland.gov.uk/Topics/Research/by-topic/crime-and-justice/crime-and-justice-survey/publications>).
7. Multiple deprivation is measured by the Scottish Index of multiple deprivation; <http://www.scotland.gov.uk/Topics/Statistics/SIMD>.

Table A1.3: Estimates of the number of adults experiencing partner abuse since the age of 16 by gender
 SCJS 2008-09;
 Adults who have had a partner since the age of 16; Numbers experiencing (000's);

	Best estimate	Higher estimate	Lower estimate
Experienced any psychological abuse since age 16			
All	587	627	548
Male	202	226	177
Female	386	414	358
Experienced any physical abuse since age 16			
All	516	552	481
Male	202	226	179
Female	314	338	290
Experienced any psychological or physical abuse since age 16			
All	712	755	668
Male	284	312	256
Female	428	457	398
Experienced both psychological and physical abuse since age 16			
All	392	422	361
Male	120	138	102
Female	272	294	250
Experienced neither psychological or physical abuse since age 16			
All	3188	3302	3075
Male	1568	1638	1498
Female	1621	1693	1549

1. For definitions of terms used in this table refer to table A1.1.
2. Numbers are rounded to the nearest thousand. They are derived by multiplying the prevalence rate by the population aged 16+. Population estimates were based on mid-2008 population estimate in Scotland produced by GROS of 4,254,966 adults aged 16+.
3. Higher and lower estimates are derived using the 95 per cent confidence interval.

Table A1.4: Estimates of the number of adults experiencing partner abuse in the last 12 months by gender

SCJS 2008-09;

Adults who have had a partner or contact with an ex-partner in the last 12 months; Numbers experiencing (000's)

	Best estimate	Higher estimate	Lower estimate
Experienced any psychological abuse in the last 12 months			
All	116	133	100
Male	54	67	42
Female	62	73	51
Experienced any physical abuse in the last 12 months			
All	73	86	59
Male	39	50	28
Female	34	41	26
Experienced any psychological or physical abuse in the last 12 months			
All	142	161	123
Male	72	86	58
Female	70	82	59
Experienced both psychological and physical abuse in the last 12 months			
All	47	57	36
Male	21	30	13
Female	25	32	19
Experienced neither psychological or physical abuse in the last 12 months			
All	2608	2702	2515
Male	1285	1347	1223
Female	1323	1384	1262

1. For definitions of terms used in this table refer to table A1.2.
2. Numbers are rounded to the nearest thousand. They are derived by multiplying the prevalence rate by the population aged 16+. Population estimates were based on mid-2008 population estimate in Scotland produced by GROS of 4,254,966 adults aged 16+.
3. Higher and lower estimates are derived using the 95 per cent confidence interval.

Table A1.5: Form of psychological partner abuse experienced since the age of 16 – by age and gender
 SCJS 2008-09; column percentages
 Adults experiencing partner abuse since the age of 16 (base: 1,957)

	ALL ADULTS						MALE						FEMALE							
	Total	16 - 24	25 - 44	45 - 59	60+	Total	16 - 24	25 - 44	45 - 59	60+	Total	16 - 24	25 - 44	45 - 59	60+	Total	16 - 24	25 - 44	45 - 59	60+
Behaved in a jealous or controlling way e.g. restricting what you can do, who you can see, what you wear	53	57	59	44	42	43	55	51	28	27	59	64	54	50						
Repeatedly put you down so that you felt worthless	42	31	44	44	45	19	11	20	21	27	58	51	59	60	54					
Threatened to hurt you	31	20	31	39	31	14	9	13	20	8	43	32	42	51	42					
Stopped you from seeing friends and relatives	28	31	29	27	19	23	27	27	18	14	30	34	30	33	22					
Stopped you having your fair share of the household money or taken money from you	18	7	19	21	25	6	1	9	6	7	26	13	25	31	34					
Threatened you with a weapon, for example an ashtray or a bottle	16	9	16	20	16	11	5	10	17	9	19	13	20	21	19					
Threatened to, attempted to or actually hurt themselves as a way of making you do something or stopping you doing something	15	18	17	15	7	11	15	12	10	4	18	22	20	18	8					
Threatened to hurt your other / previous partner	14	14	18	11	8	8	4	14	3	6	18	23	20	16	9					

1. For notes relating to this table refer to continuation table A1.5 below.

Table A1.5: Form of psychological partner abuse experienced since the age of 16 by age and gender (continued)

	ALL ADULTS							MALE							FEMALE									
	16 - 24		25 - 44		45 - 59		60+		16 - 24		25 - 44		45 - 59		60+		16 - 24		25 - 44		45 - 59		60+	
	Total		Total		Total		Total		Total		Total		Total		Total		Total		Total		Total		Total	
Threatened to kill or attempt to kill themselves as a way of making you do something or stopping you from doing something	13	8	16	14	8	8	8	5	11	9	3	17	12	20	17	10	17	12	20	17	10	17	10	
Threatened to kill you	12	5	12	15	12	5	5	1	5	7	4	17	9	17	17	17	17	9	17	17	21	17	17	
Threatened to hurt someone close to you, such as your children, family members, friends or pets	11	8	13	10	11	4	4	2	6	2	1	16	14	17	17	16	14	14	17	15	15	16	16	
Forced you to view material which you considered to be pornography	1	1	2	2	0	1	1	-	1	-	-	2	1	2	1	2	1	1	2	3	1	3	1	
No psychological abuse	16	14	14	18	21	27	27	21	22	36	43	8	8	10	7	8	8	8	10	7	7	8	8	
Any psychological abuse	83	85	85	81	78	71	71	78	77	62	53	91	92	90	93	92	91	92	90	93	93	92	92	

1. Psychological partner abuse is psychological abuse undertaken against a man or a woman carried out by a male or female partner or ex-partner (including any boyfriend, girlfriend, husband, wife or civil partner).
2. Psychological partner abuse includes any of the emotional, financial and other forms of psychological abuse listed above and on the previous page in table A1.5.
3. The question used to identify psychological partner abuse was: Since you were 16, has any partner or ex-partner ever done any of the following things to you? By partner, we mean any boyfriend or girlfriend, as well as a husband, wife or civil partner.

Table A1.6: Form of psychological partner abuse experienced since the age of 16 by victim status / area deprivation

SCJS 2008-09; column percentages

Adults experiencing partner abuse since the age of 16 (base: 1,957)

	TOTAL	VICTIM STATUS		MULTIPLE DEPRIVATION	
	%	Victim %	Non-victim %	Those living in 15% most deprived areas %	Those living in the rest of Scotland %
Behaved in a jealous or controlling way e.g. restricting what you can do, who you can see, what you wear	53	55	52	54	53
Repeatedly put you down so that you felt worthless	42	38	44	40	42
Threatened to hurt you	31	32	31	34	30
Stopped you from seeing friends and relatives	28	29	27	30	27
Stopped you having your fair share of the household money or taken money from you	18	18	18	20	17
Threatened you with a weapon, for example an ashtray or a bottle	16	16	16	23	14
Threatened to, attempted to or actually hurt themselves as a way of making you do something or stopping you from doing something	15	20	13	16	15
Threatened to hurt your other / previous partner	14	16	13	20	13
Threatened to kill or attempt to kill themselves as a way of making you do something or stopping you from doing something	13	15	13	13	14
Threatened to kill you	12	13	11	17	11
Threatened to hurt someone close to you, such as your children, family members, friends or pets	11	12	11	16	10
Forced you to view material which you considered to be pornography	1	1	2	1	2
No psychological abuse	16	14	17	13	17
Any psychological abuse	83	85	83	86	83

1. Psychological partner abuse is psychological abuse undertaken against a man or a woman carried out by a male or female partner or ex-partner (including any boyfriend, girlfriend, husband, wife or civil partner).
2. Psychological partner abuse includes any of the emotional, financial or other forms of psychological abuse listed above.
3. The question used to identify psychological partner abuse was: Since you were 16, has any partner or ex-partner ever done any of the following things to you? By partner, we mean any boyfriend or girlfriend, as well as a husband, wife or civil partner
4. For definition of victim status and area deprivation see notes below table A1.8

Table A1.7: Form of physical partner abuse experienced since the age of 16 by age and gender
 SCJS 2008-09; column percentages
 Adults experiencing partner abuse since the age of 16 (base: 1,957)

	ALL ADULTS						MALE						FEMALE						
	Total %	16 – 24		25 – 44		45 – 59		60+		Total %	16 – 24		25 – 44		45 – 59		60+		
		%	%	%	%	%	%	%	%		%	%	%	%	%	%	%	%	
Thrown something at you	50	43	51	55	50	57	50	54	68	60	46	35	49	47	45	35	49	47	45
Kicked, bitten, or hit you	36	27	36	40	38	29	25	31	33	23	40	28	39	45	46	28	39	45	46
Pushed you or held you down	33	23	34	37	31	11	10	13	12	3	47	37	47	54	45	37	47	54	45
Used a weapon against you, for example an ashtray or a bottle	15	8	16	19	15	12	6	14	16	10	17	10	17	21	17	10	17	21	17
Choked or tried to strangle / smother you	14	7	14	18	16	3	0	3	5	-	21	13	20	25	24	13	20	25	24
Forced you or tried to force you to have sexual intercourse when you did not want to	13	6	13	18	12	3	2	4	2	2	20	9	19	28	17	9	19	28	17
Forced you or tried to force you to take part in another sexual activity when you did not want to	4	3	4	5	5	1	1	1	0	-	6	4	5	8	8	4	5	8	8
No physical abuse	27	39	26	20	25	28	37	29	19	28	25	42	24	20	23	42	24	20	23
Any physical abuse	72	58	73	79	75	71	62	70	80	72	73	54	75	79	77	54	75	79	77

1. For notes relating to this table refer to table A1.8.

Table A1.8: Form of physical partner abuse experienced since the age of 16 by victim status / area deprivation

SCJS 2008-09; column percentages

Adults experiencing partner abuse since the age of 16 (base: 1,957)

	TOTAL	VICTIM STATUS		MULTIPLE DEPRIVATION	
	%	Victim %	Non-victim %	Those living in 15% most deprived areas %	Those living in the rest of Scotland %
Thrown something at you	50	55	48	57	49
Kicked, bitten, or hit you	36	38	35	40	35
Pushed you or held you down	33	35	32	33	33
Used a weapon against you, for example an ashtray or a bottle	15	17	14	23	13
Choked or tried to strangle / smother you	14	14	14	14	14
Forced you or tried to force you to have sexual intercourse when you did not want to	13	12	13	11	14
Forced you or tried to force you to take part in another sexual activity when you did not want to	4	4	4	3	4
No physical abuse	27	23	28	25	27
Any physical abuse	72	75	71	75	72

1. Physical partner abuse is physical abuse undertaken against a man or a woman carried out by a male or female partner or ex-partner (including any boyfriend, girlfriend, husband, wife or civil partner).
2. Physical partner abuse includes any of the sexual or other forms of physical force or violence listed above.
3. The question used to identify physical partner abuse was: Since you were 16, has any partner or ex-partner ever done any of the following things to you? By partner, we mean any boyfriend or girlfriend, as well as a husband, wife or civil partner
4. Victim status indicates whether a respondent was the victim of a crime as measured by the SCJS 2008-09 (for further details of crimes included see annex 3 of 2008/09 Scottish Crime and Justice Survey: First Findings; <http://www.scotland.gov.uk/Topics/Research/by-topic/crime-and-justice/crime-and-justice-survey/publications>).
5. Multiple deprivation is measured by the Scottish Index of multiple deprivation: <http://www.scotland.gov.uk/Topics/Statistics/SIMD>.

Table A1.9: Form of psychological abuse experienced since the age of 16 – by age and gender
 SCJS 2008-09; column percentages
 All who have had partner since the age of 16 (base: 10,110)

	ALL ADULTS						MALE						FEMALE							
	Total	16 - 24	25 - 44	45 - 59	60+	Total	16 - 24	25 - 44	45 - 59	60+	Total	16 - 24	25 - 44	45 - 59	60+	Total	16 - 24	25 - 44	45 - 59	60+
Behaved in a jealous or controlling way e.g. restricting what you can do, who you can see, what you wear	10	13	14	8	3	7	13	10	4	1	12	14	19	12	4					
Repeatedly put you down so that you felt worthless	8	7	11	8	3	3	2	4	3	1	12	12	17	13	4					
Threatened to hurt you	6	5	8	7	2	2	2	2	3	0	9	7	12	11	3					
Stopped you from seeing friends and relatives	5	7	7	5	1	4	6	5	3	1	6	8	9	7	2					
Stopped you having your fair share of the household money or taken money from you	3	2	5	4	2	1	-	2	1	0	5	3	7	7	3					
Threatened you with a weapon, for example an ashtray or a bottle	3	2	4	4	1	2	1	2	3	1	4	3	6	5	2					
Threatened to, attempted to or actually hurt themselves as a way of making you do something or stopping you doing something	3	4	4	3	0	2	3	2	1	0	4	5	6	4	1					
Threatened to hurt your other / previous partner	3	3	4	2	1	1	1	3	0	0	4	5	6	4	1					

1. For notes relating to this table refer to continuation table A1.9 below.

Table A1.9: Form of psychological abuse experienced since the age of 16 by age and gender (continued)

	ALL ADULTS						MALE						FEMALE						
	16 - 24		25 - 44		45 - 59		60+		Total	16 - 24		25 - 44		45 - 59		60+		Total	
	2	2	4	3	1	1	1	1	1	1	2	1	1	0	3	3	3	3	
Threatened to kill or attempt to kill themselves as a way of making you do something or stopping you from doing something	2	2	4	3	1	1	1	1	1	2	1	1	0	3	3	3	3	3	4
Threatened to kill you	2	1	3	3	1	1	1	1	1	-	1	1	0	3	2	2	5	1	1
Threatened to hurt someone close to you, such as your children, family members, friends or pets	2	2	3	2	1	1	1	1	1	0	1	0	-	3	3	3	5	3	1
Forced you to view material which you considered to be pornography	0	0	0	0	-	0	0	0	0	-	0	-	-	0	0	0	1	1	-
No psychological abuse	83	78	77	82	93	87	80	83	89	96	79	76	72	76	91	76	76	91	8
Any psychological abuse	15	20	21	15	6	11	18	15	10	3	19	21	27	21	8	21	27	21	8

1. Psychological partner abuse is psychological abuse undertaken against a man or a woman carried out by a male or female partner or ex-partner (including any boyfriend, girlfriend, husband, wife or civil partner).
2. Psychological partner abuse includes any of the emotional, financial and other forms of psychological abuse listed above and on the previous page in table A1.9.
3. The question used to identify psychological partner abuse was: Since you were 16, has any partner or ex-partner ever done any of the following things to you? By partner, we mean any boyfriend or girlfriend, as well as a husband, wife or civil partner.

Table A1.10: Form of psychological abuse experienced since the age of 16 by victim status / area deprivation

SCJS 2008-09; column percentages

All who have had partner since the age of 16 (base: 10,110)

	TOTAL	VICTIM STATUS		MULTIPLE DEPRIVATION	
	%	Victim %	Non-victim %	Those living in 15% most deprived areas %	Those living in the rest of Scotland %
Behaved in a jealous or controlling way e.g. restricting what you can do, who you can see, what you wear	10	15	8	14	9
Repeatedly put you down so that you felt worthless	8	11	7	11	7
Threatened to hurt you	6	9	5	9	5
Stopped you from seeing friends and relatives	5	8	4	8	4
Stopped you having your fair share of the household money or taken money from you	3	5	3	5	3
Threatened you with a weapon, for example an ashtray or a bottle	3	4	2	6	2
Threatened to, attempted to or actually hurt themselves as a way of making you do something or stopping you from doing something	3	6	2	4	3
Threatened to hurt your other / previous partner	3	5	2	5	2
Threatened to kill or attempt to kill themselves as a way of making you do something or stopping you from doing something	2	4	2	4	2
Threatened to kill you	2	4	2	4	2
Threatened to hurt someone close to you, such as your children, family members, friends or pets	2	3	2	4	2
Forced you to view material which you considered to be pornography	0	0	0	0	0
No psychological abuse	83	74	86	75	85
Any psychological abuse	15	24	13	23	14

1. Psychological partner abuse is psychological abuse undertaken against a man or a woman carried out by a male or female partner or ex-partner (including any boyfriend, girlfriend, husband, wife or civil partner).
2. Psychological partner abuse includes any of the emotional, financial and other forms of psychological abuse listed above.
3. The question used to identify psychological partner abuse was: Since you were 16, has any partner or ex-partner ever done any of the following things to you? By partner, we mean any boyfriend or girlfriend, as well as a husband, wife or civil partner.
4. For definition of victim status and area deprivation see notes below table A1.12

Table A1.11: Form of physical abuse experienced since the age of 16 by age and gender
 SCJS 2008-09; column percentages
 All who have had partner since the age of 16 (base: 10,110)

	ALL ADULTS						MALE						FEMALE													
	16 – 24		25 – 44		45 – 59		60+		Total %	16 – 24		25 – 44		45 – 59		60+		Total %	16 – 24		25 – 44		45 – 59		60+	
	%		%		%		%			%		%		%		%			%		%		%		%	
Thrown something at you	9	10	12	10	10	4	4	9	12	10	10	10	3	9	8	8	14	10	4	8	14	10	10	4	4	
Kicked, bitten, or hit you	6	6	9	8	8	3	3	4	6	6	6	5	8	4	7	11	10	4	8	11	10	10	4	4		
Pushed you or held you down	6	5	8	7	7	2	2	2	2	2	2	2	0	2	8	14	12	4	10	8	14	12	4	4		
Used a weapon against you, for example an ashtray or a bottle	3	2	4	4	4	1	1	2	1	3	3	3	1	4	2	5	5	1	4	2	5	5	1	1		
Choked or tried to strangle / smother you	2	2	3	3	3	1	1	0	-	1	1	1	-	4	3	6	6	2	4	3	6	6	2	2		
Forced you or tried to force you to have sexual intercourse when you did not want to	3	2	4	3	3	1	1	0	0	1	1	0	-	4	3	6	6	1	4	3	6	6	1	1		
Forced you or tried to force you to take part in another sexual activity when you did not want to	1	1	1	1	1	0	0	0	1	0	0	-	-	1	1	2	2	1	1	1	2	2	1	1		
No physical abuse	85	85	80	83	83	93	88	88	85	85	85	87	95	83	85	76	80	92	83	85	76	80	80	92		
Any physical abuse	13	14	18	15	15	5	11	11	15	13	13	12	4	15	13	22	18	6	15	13	22	18	6	6		

1. For notes relating to this table refer to table A1.12.

Table A1.12: Form of physical abuse experienced since the age of 16 by victim status / area deprivation

SCJS 2008-09; column percentages

All who have had partner since the age of 16 (base: 10,110)

	TOTAL	VICTIM STATUS		MULTIPLE DEPRIVATION	
	%	Victim %	Non-victim %	Those living in 15% most deprived areas %	Those living in the rest of Scotland %
Thrown something at you	9	15	7	15	8
Kicked, bitten, or hit you	6	11	5	11	6
Pushed you or held you down	6	10	5	9	5
Used a weapon against you, for example an ashtray or a bottle	3	5	2	6	2
Choked or tried to strangle / smother you	2	4	2	4	2
Forced you or tried to force you to have sexual intercourse when you did not want to	3	4	2	3	2
Forced you or tried to force you to take part in another sexual activity when you did not want to	1	1	1	1	1
No psychological abuse	85	76	88	79	86
Any psychological abuse	13	21	11	20	12

1. Physical partner abuse is physical abuse undertaken against a man or a woman carried out by a male or female partner or ex-partner (including any boyfriend, girlfriend, husband, wife or civil partner).
2. Physical partner abuse includes any of the sexual or other forms of physical force or violence listed above.
3. The question used to identify physical partner abuse was: Since you were 16, has any partner or ex-partner ever done any of the following things to you? By partner, we mean any boyfriend or girlfriend, as well as a husband, wife or civil partner.
4. Victim status indicates whether a respondent was the victim of a crime as measured by the SCJS 2008-09 (for further details of crimes included see annex 3 of 2008/09 Scottish Crime and Justice Survey: First Findings; <http://www.scotland.gov.uk/Topics/Research/by-topic/crime-and-justice/crime-and-justice-survey/publications>).
5. Multiple deprivation is measured by the Scottish Index of multiple deprivation: <http://www.scotland.gov.uk/Topics/Statistics/SIMD>.

Annex 2: Self-completion questionnaire method

Crime and victimisation surveys have been carried out in Scotland since the early 1980s. The geographical coverage, sample size, method and reference period have varied across these surveys. The current survey was launched in April 2008 as the Scottish Crime and Justice Survey (SCJS) and it represented a major shift in design, methodology and sample size from previous surveys. The two main changes introduced in the SCJS were an increase in the sample size and a move to continuous fieldwork with a different reference period from that used in previous sweeps.²¹

The target sample size for the SCJS was substantially increased (to 16,000 from around 5,000 in most of the previous crime surveys). The move to a larger sample size was associated with continuous data collection and a change in the survey reference period. The SCJS reference period asked respondents about events that had taken place in the last full 12 months before the date of interview rather than the fixed reference period used previously.

The SCJS 2008-09 self-completion section of the questionnaire covered sensitive subject areas including illicit drug use, partner abuse and sexual victimisation (section A2.4). This improved coverage of these types of crime and ensured that information was collected in an ethical manner. Coverage in the self-completion section in the SCJS in 2008-09 was extended to all adults so that the experiences of older adults were included for the first time.²²

This section provides more detail about aspects of the self-completion section questionnaire and specifically about the questions covering partner abuse. Details are also included about the self-completion interview and the weighting used on the data. Some issues with the data in this section of the self-completion questionnaire are also highlighted.

Further information about the design of the SCJS is contained in annex 2 of 2008/09 Scottish Crime and Justice Survey: First Findings and in the accompanying technical report to the main survey and, of most relevance here, in the accompanying technical note to the self-completion sections.²³

²¹ The accompanying technical report provides further details about these changes: <http://www.scotland.gov.uk/Topics/Research/by-topic/crime-and-justice/crime-and-justice-survey/publications>.

²² Previously adults aged 60 or older were excluded from this section.

²³ <http://www.scotland.gov.uk/Topics/Research/by-topic/crime-and-justice/crime-and-justice-survey/publications>.

A2.1 The self-completion interview

Interviews in the SCJS 2008-09 were conducted in the respondent's home using Computer Assisted Personal Interviewing (CAPI) and, for more sensitive questions in the self-completion section of the questionnaire such as those reported here, Computer Assisted Self-completion Interviewing (CASI). Interviews lasted 39 minutes on average in total, with the self-completion section taking just over 8 minutes on average to complete.

The results included in this report are based on interviews conducted by TNS-BMRB between 01 April 2008 and 31 March 2009. Respondents to the SCJS had the option of refusing to participate in the self-completion section which means this part of the questionnaire was not completed by all 16,003 respondents to the main survey. In the SCJS 2008-09, 10,974 respondents agreed to participate in the self-completion questionnaire, a response rate of 69%.

The majority of respondents who answered the questions (66%) used the touch sensitive tablet PC on their own without any help from the interviewer. A third of respondents (33%) asked the interviewer to enter their answers for them, and 14% of respondents entered their own answers but asked the interviewer for some degree of help.

A2.2 Non-response to the self-completion section

Table A2.1 below compares the profile of respondents to the SCJS 2008-09 who answered the self-completion section of the questionnaire (including those who did so with help) and those who did not answer it. It shows that:

- Equal proportions of males and females answered the self-completion section (69%);
- The proportions answering the self-completion section decreased as age increased (for example 76% of 16-24 year olds answered the self-completion section compared with 61% of those aged 60 or over);
- Among women, within age, the proportion answering the self-completion section was particularly low among those aged 60 or older (41%);
- A higher proportion of victims of crime as identified in the main survey answered the self-completion section than average while the proportion of non-victims was closer to the average (75% of victims and 67% of non-victims compared with 69% for all respondents to the self-completion section);
- A lower proportion of those living in the 15% most deprived areas answered the self-completion section than average and a higher proportion of those living in the rest of Scotland answered it (58% and 71% respectively).

Table A2.1: Percentages of respondents overall and in selected sub-groups who did and who did not answer the self-completion section of the SCJS 2008-09

Row percentages

	Self-completion	No Self-completion
Total Sample	69	31
Male	69	31
Female	69	31
16-24	76	24
25-44	73	27
45-59	71	29
60+	61	39
M 16-24	75	25
M 25-44	71	29
M 45-59	69	31
M 60+	64	36
F 16-24	77	23
F 25-44	74	26
F 45-59	73	27
F 60+	59	41
Victim	75	25
Non-victim	67	33
15% most deprived	58	42
Rest of Scotland	71	29

Measuring partner abuse

The SCJS 2008-09 measured the number of crimes and the proportion of a population who were victims of a crime.

Partner abuse was included in the overall crime measures in the SCJS 2008-09 only if a respondent reported an incident in the screening questions for the victim form that was subsequently coded as a valid SCJS crime.²⁴ There was no screening question that asked specifically about incidents of partner abuse, though a question asking about any form of *violence from a household member* was included. Where possible, the details of partner abuse collected through the victim form were incorporated into the self-completion data and are included in this report.

²⁴ The 2008-09 Scottish Crime and Justice Survey: First Findings provides these measures and identifies which crimes they include and exclude. This, and the questionnaire which includes the screening questions used are available at: <http://www.scotland.gov.uk/Topics/Research/by-topic/crime-and-justice/crime-and-justice-survey/publications>.

Previous crime surveys have identified that incidents of partner abuse are under-reported through the interviewer administered questionnaire. In the SCJS 2008-09, the partner abuse section in the self-completion section was extended with a view to providing more detailed information about the extent and nature of domestic abuse in Scotland (section A2.6). In doing this, priority in decision-making was given to ethical considerations about the questions asked.

A2.3 Questionnaire development

During the original questionnaire development phase of the SCJS 08-09, a set of questions in the self-completion section of the questionnaire was specifically developed to elicit people's experience of partner abuse. Ethical considerations were paramount in the development of these partner abuse questions and related decisions.

The motivation both to collect information as sensitively as possible and to reduce the burden placed on respondents influenced the decision to use self-completion data collection. The partner abuse questions did not ask about each incident occurring within the reference period separately and they did not fully replicate or repeat the questions in the victim form. As a result, the number of questions asked about an incident was greatly reduced.

The draft self-completion questionnaire sections covering partner abuse (reported here) and sexual victimisation (reported separately)²⁵ were discussed with representatives of three organisations concerned with the domestic abuse and sexual victimisation of males and females. A summary report of the discussions and the changes made to the questions as a result is available on the SCJS website.²⁶

A2.4 Questionnaire content

The SCJS 2008-09 questionnaire²⁷ consisted of three elements:

- The main questionnaire, which includes screener questions on incidents that may have happened to the respondent or their household and which filters respondents into or out of the victim form;
- A repeated victim form which collected details about the separate incidents a respondent may have experienced;

²⁵ Sexual victimisation is reported in 2008-09 Scottish Crime and Justice Survey: Sexual Victimisation and Stalking, <http://www.scotland.gov.uk/Topics/Research/by-topic/crime-and-justice/crime-and-justice-survey/publications>.

²⁶ <http://www.scotland.gov.uk/Topics/Research/by-topic/crime-and-justice/crime-and-justice-survey/publications>.

²⁷ The SCJS 2008-09 questionnaire is available in the technical report annexes that accompany the survey reports: <http://www.scotland.gov.uk/Topics/Research/by-topic/crime-and-justice/crime-and-justice-survey/publications>.

- A self-completion questionnaire covering sensitive issues including drug use; partner abuse and sexual victimisation.

The questions on partner abuse were included in the self-completion section of the SCJS 2008-09 questionnaire. Respondents were first asked whether they had a partner since the age of 16 and in the last 12 months, or had contact with an ex-partner in the last 12 months. Those who had a partner were also asked if had lived with a partner since the age of 16 and in the last 12 months. Those who had at least one partner since the age of 16 were shown lists of a range of psychological and physical forms of abuse and asked if a partner or ex-partner had done any of those things to them. If so they were asked when these things had happened and the gender of the perpetrator(s). Where they had experienced more than one form of abuse since the age of 16 they were asked how many different partners had done this.

Where abuse had happened in the last 12 months, more questions were asked about the most recent / only incident. These included a series of questions about whether children were affected by the abuse. Other questions included the gender of the perpetrator; the physical and psychological consequences of the abuse; whether the adult experiencing partner abuse informed other people or organisations about the incident and specifically whether the police came to know about it. Information was gathered on whether the person experiencing the partner abuse was living with the perpetrator at the time of the incident and whether they were living with them at the time of the interview.

Respondents' opinions of the abuse were gathered. First, those who said they had experienced at least one of the psychological or physical abuses listed in the questionnaire were asked whether they thought the most recent / only abuse was a crime, wrong but not a crime or just something that happens. Subsequently all respondents, regardless of whether they had experienced any of the listed abuses, were asked whether they thought they had ever been the victim of domestic abuse.

To avoid repetition, the self-completion section of the questionnaire was linked to the victim form. This meant that questions relating to incidents which had been recorded previously in the victim form were not repeated there. Instead data provided in the victim form was subsequently incorporated into the data included in this report.

A2.5 Disclosure of sensitive information

Given the sensitive nature of the questions, a separate don't wish to answer button was provided at the top of the screen at every question in the self-completion section of the questionnaire. At the start of the questions on partner abuse, respondents were reminded that they could skip such sensitive questions that they did not want to answer:

The questions may seem personal but it is very important in helping us understand more about these types of crime,

which can affect both men and women. If the questions upset you in any way you can just pass over them by pressing 'Don't wish to answer'. However, we hope you will continue to the end.

For the two initial screening questions which established whether a respondent had experienced psychological or physical abuse, one per cent said they did not wish to answer either question. Of those who said they had experienced either form of abuse, most people went on to answer the follow-up questions although for most of the questions, a small number of respondents did use the don't wish to answer button.

Table A2.2 provides more details of questions where higher numbers of respondents used the don't wish to answer button

Table A2.2: Number and percentages of respondents who used the don't wish to answer button at selected questions in the partner abuse section of the SCJS 2008-09

Question	Base	Used 'don't wish to answer' button	
		Number (unweighted)	Percentage (weighted)
Experienced psychological abuse	Had a partner since the age of 16	133	1%
Experienced physical abuse	Had a partner since the age of 16	109	1%
Number of abusive partners	Experienced abuse since the age of 16	97	5%
Number of partner abuse incidents in the last 12 months	Experienced abuse in the last 12 months	52	13%
Physical effects of abuse	Experienced abuse in the last 12 months	53	17%
Psychological effects of abuse	Experienced abuse in the last 12 months	11	4%
Consider self ever been victim of domestic abuse	Had a partner since the age of 16	82	1%

A2.6 Changes between the SCJS 2008-09 and the SCVS 2005-06

There were a number of changes made to the SCJS 2008-09 from the SCVS 2005-06 in relation to partner abuse. This means that trends cannot be identified by comparing the two surveys.

Importantly, the definition of partner abuse was broadened to in the SCJS in 2008-09 to include psychological abuse (including emotional, financial and other psychological abuse) and physical abuse (including sexual and other physical abuse). A single question was used in the SCVS 2005-06 to identify adults experiencing partner abuse:

QDV2: In the period since 1 April 2005 did your partner or your ex-partner ever do either of the following?

YOU CAN CHOOSE MORE THAN ONE ANSWER AT THIS QUESTION IF YOU WISH

1. Say frightening things to you (such as threatening to harm you or someone close to you, such as your children)
2. Use force towards you (this could include grabbing, pushing, shaking, hitting, kicking etc)
3. No
4. Don't want to answer

In the SCJS 2008-09 two questions were used to identify adults experiencing psychological and physical forms of partner abuse respectively:

DA1i: Since you were 16, has any partner or ex-partner ever done any of the following things to you? By partner, we mean any boyfriend or girlfriend, as well as a husband, wife or civil partner.

YOU CAN CHOOSE MORE THAN ONE ANSWER AT THIS QUESTION IF YOU WISH

- 1 Stopped you having your fair share of the household money or taken money from you
- 2 Stopped you from seeing friends and relatives
- 3 Repeatedly put you down so that you felt worthless
- 4 Behaved in a jealous or controlling way e.g. restricting what you can do, who you can see, what you wear
- 5 Forced you to view material which you considered to be pornography
- 6 Threatened to kill or attempt to kill themselves as a way of making you do something or stopping you from doing something
- 7 Threatened to, attempted to or actually hurt themselves as a way of making you do something or stopping you from doing something
- 8 Threatened you with a weapon, for example an ashtray or a bottle
- 9 Threatened to hurt you
- 10 Threatened to hurt someone close to you, such as your children, family members, friends or pets
- 11 Threatened to hurt your other / previous partner
- 12 Threatened to kill you
- 13 None of these
- 14 Don't know / can't remember
- 15 Don't wish to answer

DA1iii: Since you were 16, has any partner or ex-partner ever done any of the following things to you? By partner, we mean any boyfriend or girlfriend, as well as a husband, wife or civil partner.

YOU CAN CHOOSE MORE THAN ONE ANSWER AT THIS QUESTION IF YOU WISH

- 1 Pushed you or held you down
- 2 Kicked, bitten, or hit you
- 3 Thrown something at you
- 4 Choked or tried to strangle / smother you
- 5 Used a weapon against you, for example an ashtray or a bottle
- 6 Forced you or tried to force you to have sexual intercourse when you did not want to
- 7 Forced you or tried to force you to take part in another sexual activity when you did not want to
- 8 None of these
- 9 Don't know / can't remember
- 10 Don't wish to answer

Another difference that makes it not possible to identify trends between the two surveys is the length of the reference period used for more recent experiences. In the SCVS 2005-06 the fixed reference period ran from 1st April 2005 to the interview date (between June and December 2006). Consequently, rates were reported on recall periods of varying length that ranged from 14 to 20 months. In the SCJS 2008-09 the rolling reference period was 12 months for every respondent, regardless of when the interview took place.²⁸

Although trends cannot be identified, it is interesting to note from a methodological point of view that the approach used in the SCJS 2008-09 generated higher estimates of psychological or physical abuse since the age of 16 than the previous survey. Almost two in ten (18%) adults had experienced partner abuse as measured in the SCJS 2008-09 since the age of 16 compared with around one in ten (10.5%) measured in the SCVS 2005-06. It is highly likely that differences in the questions used were responsible for this difference in estimates. More extensive lists of different forms of psychological or physical abuse were used to generate the estimates in the latest survey compared with the previous one. The other changes discussed above made between the two surveys may also have contributed to this difference.

²⁸ The accompanying technical report provides more details of the rolling reference period used in the SCJS 2008-09: <http://www.scotland.gov.uk/Topics/Research/by-topic/crime-and-justice/crime-and-justice-survey/publications>.

A2.7 Data issues

As highlighted in section 2.3, partner abuse as defined by the SCJS 2008-09 could only occur where a partner was present in someone's life. As a result questions were asked about whether the respondent had a partner since the age of 16 and had a partner or contact with an ex-partner in the last 12 months (RELO; RELOi). Subsequent analysis was based on those having a partner since the age of 16 when reporting partner abuse since that age, and those having a partner or contact with an ex-partner in the 12 months prior to interview when reporting partner abuse in the last 12 months.

The first data issue related to these questions. In the questionnaire, it was possible for respondents to say they had experienced at least one of the forms of either psychological or physical abuse by a partner in the last 12 months, while saying that they had not had a partner or contact with an ex-partner in the last 12 months.²⁹ 68 respondents had done this.

These cases have been included in the analysis as if they had said they had a partner or contact with an ex-partner in the last 12 months. This is because they had provided answers to the follow-up questions giving more detail about the most recent / only incident of partner abuse and these were given precedence over the answer to the question on whether they had a partner or not.

For simplicity, the base text for figures including those 68 respondents showing the percentage experiencing partner abuse in the last 12 months is referred to as 'all who have had partner or been in contact with an ex-partner in the last 12 months'. Accompanying text is treated in the same way.

Changes made after the extensive piloting for the SCJS 2008-09 led to two other data errors on two questions. The questions involved were DA9 and DA1iii.

DA9 asked those experiencing at least one form of partner abuse about the psychological impacts of the most / recent only incident of partner abuse they had experienced. Those saying they had previously provided details of the partner abuse in the victim form were not asked all of the questions in the partner abuse section. Instead the data they had previously provided was forced into partner abuse data to avoid repetition and reduce the burden on respondents.

The question about psychological impacts included options more tailored to domestic abuse, rather than a more general question on emotions that included options that could apply to any type of crime which was asked in the victim form. This meant that answers could not be forced from the victim form question. However, those who provided information about incidents of partner abuse in the victim form were not asked the psychological impacts question in

²⁹ Due to the self-completion nature of this part of the questionnaire it was not possible to include a hard edit-check in the script to correct anomalies between these two questions at data collection.

the self-completion section of the questionnaire in error as it appeared among other questions that were skipped. As a result the number answering this question was reduced by 72 (Figure 3.4).

The final data issue relating to partner abuse in the SCJS 2008-09 involved the question DA1iii which asked the types of physical abuse experienced. It involved subsequent routing from this question between April and November 2008, after which the routing error was corrected.

Two codes were added to the final questionnaire after piloting was completed. These were:

- Forced you or tried to force you to have sexual intercourse when you did not want to;
- Forced you or tried to force you to take part in another sexual activity when you did not want to.

The data for two questions were affected if a respondent had experienced no other forms of physical abuse apart from these two. The data was affected for 13 questions (plus follow-ups), if the respondent had not experienced any other form of physical abuse and had not experienced any form of psychological abuse.

In detail, the 43 people who only experienced at least one of these two forms of physical partner abuse and not any other forms of physical abuse since the age of 16 were not asked when this had happened (DA1iv) or whether they thought the most recent or only physical abuse experienced in the last year was a crime or not (DA18).

The remaining questions in the partner abuse section were asked once about any physical or psychological abuse combined. The 18 people who only experienced at least one of these forms of physical partner abuse and did not say they had experienced any form of psychological partner abuse were excluded from the follow-up questions in that section of the self-completion questionnaire (DA1v to DA17; DA19).

A copy of the questionnaire, providing details of the questions highlighted above is included in the technical report annexes that accompany the SCJS 2008-09.³⁰

³⁰ <http://www.scotland.gov.uk/Topics/Research/by-topic/crime-and-justice/crime-and-justice-survey/publications>.

A2.8 Weighting

The results obtained in the SCJS 2008-09 were weighted to correct for the unequal probability of selection for interview caused by the sample design and for differences in the level of response among groups of individuals.

In view of the reduced response to the self-completion section, some additional weighting was necessary for use when analysing this sub-sample. The self-completion weights were calculated in a similar way to the main individual and household weights but based only on respondents who had answered the self-completion section of the questionnaire.³¹ The individual weight was applied to all of the questions included in this report as they all related to the experiences and opinions of individuals.³²

³¹ Further detail of the weighting used in the survey and an explanation of when to use the different weights is provided in the accompanying technical report.

<http://www.scotland.gov.uk/Topics/Research/by-topic/crime-and-justice/crime-and-justice-survey/publications>.

³² Data is available on the UK Data Archive's website at: <http://www.data-archive.ac.uk/>

A NATIONAL STATISTICS PUBLICATION FOR SCOTLAND

Official and National Statistics are produced to high professional standards set out in the Code of Practice for Official Statistics at:

<http://www.statisticsauthority.gov.uk/assessment/code-of-practice/code-of-practice-for-official-statistics.pdf>. Both undergo regular quality assurance reviews to ensure that they meet customer needs and are produced free from any political interference.

Statistics assessed, or subject to assessment, by the UK Statistics Authority carry the National Statistics label, a stamp of assurance that the statistics have been produced and explained to high standards and that they serve the public good.

Further information about Official and National Statistics can be found on the UK Statistics Authority website at: www.statisticsauthority.gov.uk

This report has been produced by researchers from the respected independent social research organisation TNS-BMRB working with Scottish Government Researchers in the Justice Analytical Services Department.

UK Statistics Authority - Assessment Report

Under the provisions of the Statistics and Registration Service Act 2007, the UK Statistics Authority has a statutory function to assess sets of statistics against the Code of Practice for Official Statistics, with a view to determining whether it is appropriate for the statistics to be designated, or retain their designation, as National Statistics. Designation as National Statistics means that statistics are deemed to be compliant with the Code of Practice.

The statistics published from the *Scottish Crime and Justice Survey* have been assessed by the UK Statistics Authority and have been confirmed as National Statistics. The Scottish Government will report back to the Authority by January 2010 on some specific enhancements it was to make, as identified by the Authority. The Assessment Report, which was published in September 2009, can be accessed via the following link:

<http://www.statisticsauthority.gov.uk/assessment/assessment-reports/assessment-report-12---scottish-crime-and-justice-survey--15-september-2009.pdf>

© Crown copyright 2009

ISBN: 978-0-7559-9173-0 (web only)

This document is also available on the Scottish Government website:
www.scotland.gov.uk

RR Donnelley B63126 12/09

w w w . s c o t l a n d . g o v . u k